



Seeding

Avatar 40 / 60 SD / 60 MD

Pronto AS / 40 DC

Panther / Cougar

Air Carts SW 600 / 8000 / 12000





Avatar

The Avatar is ideal for seeding in many different situations due to the individually depth-controlled single disc opener and the 10" row spacing. It is optimum for no-till seeding conditions but can also be used in min-till and tilled field conditions. Due to the robust design and the SingleDisc opener system, operational speeds of up to 9 mph can be achieved pending field conditions. The standard double or the optional third tank allows for the flexible application of up to three components and high volume capacity. The single-row design eliminates the „stepping effect“ seen with multi-row seeders and makes settings easier. The interaction of single disc opener and seed boot ensures a safe opening of the furrow. At the same time, harvest residues are removed from

the furrow. The result is an optimum contact of seed and soil for quick and safe emergence.

The Avatar is not only appreciated in the no-till seeding sector, even on conventional farms you can find the Avatar with its SingleDisc opener. The special feature of the machine is that it cannot only be used for no-till seeding but also on cultivated soils. Due to various environmental influences, many farmers go for a new kind of no-till seeding, the so-called „rotational no-till seeding“. This means that no-till seeding is carried out in certain conditions, e.g. after the rape harvest. However, if the conditions do not allow for this, a tillage pass can also be carried out.

Avatar 40 SD

The HORSCH Avatar 40 SD is equipped with two hoppers, each with a capacity of 83 bu, for a total of 166 bu. Additionally, there is an option to add a small MiniDrill hopper with a capacity of 11 bu. The „40“ in its name refers to its 40-foot working width, and „SD“ stands for SingleDisc, highlighting its efficient seeder technology suitable for no-till and min-till farming. The design includes a low horsepower requirement due to its compact build and SingleDisc opener, which minimizes soil movement. The integrated weight transfer and distribution system ensures even weight distribution across the toolbars and all openers.



Avatar 60 SD

The HORSCH Avatar 60 SD is compact, has a low horsepower requirement, and features efficient seeder technology that can be used for both no-till and min-till farming. Its low weight and SingleDisc opener minimize soil disturbance, further reducing the horsepower needed. The integrated weight transfer and distribution system ensures even weight distribution across the toolbars and all openers. The „60“ in its name indicates a seeding width of 60 feet. It can be equipped with two hoppers offering a total capacity of 240 bu, with an option to add a third hopper, increasing the total capacity to 308 bu.



Avatar 60 MD

The Avatar 60 MD raises the bar in the integral fill single disc drills market as the first to offer a 60-foot working width. It features an agile three-tank design, the most precise volumetric metering and distribution system available, and a comprehensive agronomic platform for precise seed placement. It also boasts the lowest maintenance opener system on the market, with only a handful of service points required for maintenance. The „60 MD“ stands for pure productivity and efficiency, with its chassis accommodating three hoppers that provide a total capacity of 355 bu.



SingleDisc

PRECISE SEED PLACEMENT DUE TO INDIVIDUAL DEPTH CONTROL



The SingleDisc opener has specially been designed for the Avatar line. Due to its individuality and flexibility, it can be adapted to the many different seeding conditions:

- No-till seeding
- Mulch seeding
- Conventional seeding
- In standing cover crops
- On stony and very heavy clay soils

The interaction of SingleDisc opener and seed boot ensures a safe opening of the furrow. At the same time, harvest residues are removed from the furrow. The result is an optimum contact of seed and soil for quick and safe emergence.

With the rubber torsion suspension, and the weight transfer system a pressure of up to 550 lbs per opener can be applied. The downforce can be adjusted mechanically or electrically via the terminal. All pivot points and connections at the opener are maintenance-free.

The durable, maintenance-free bearings on all rotating parts guarantee a long service life and operational reliability. The seed boot is equipped with a carbide wear edge for a long service life. All openers are equipped with the HM+ version seed boot. The stable gauge wheels guarantee a precise depth control of the opener in changing or difficult soils. This is due to different, coordinated adjustments of the seed opener and optional equipment's. Due to the lateral angle of 6° and a vertical angle of 3° of the single disc opener, the seed is placed diagonally below the surface. Depending on the conditions, you can choose between a uniformer for more wet conditions, and a catching wheel for all types of conditions for seed embedment.

- Individual depth control by means of gauge wheel
- Single disc opener with carbide seed boot
- Ideal for no-till seeding, mulch and conventional seeding
- Outstanding for stony, very heavy and clay soils
- Possible pressure on opener up to 550 lbs
- Maintenance free – no grease points



SingleDisc – perfect contour adaption due to gauge wheel



Finely graduated individual depth adjustment without tools



Low disturbance due to SingleDisc opener

Hopper options

The Avatar 40 SD offer a double hopper (50:50) with a capacity of 166 bu. As an option, a MiniDrill with a capacity of 11 bu can be mounted, allowing for applying up to three different components. Operators can choose the perfect hopper combination for their requirements. The advantage of the multi- hopper system is that fine seeds and coarse seeds can be transported separately and no separation takes place.

Application example for a triple tank: If two different fertilizer components are to be applied to the seed, no mixed fertilizer is required and the desired quantity of the components can be selected freely. There is also the option to transport two seeds separately. The mixing ratio can be adjusted more easily than in pre-mixed seed.



Hinged screens to prevent contaminations in the hopper



Large capacity for seed and fertilizer

MiniDrill for an extra capacity

The capacity of the MiniDrill amounts to 11 bu. It increases the efficiency of the machine and acts as a third component.

- MiniDrill capacity: 11 bu
- Increases the efficiency of the machine and acts a third component



11 bu hopper



Extra hopper for third component



MiniDrill

Triple tanks

With the Avatar 60 MD, the focus is on efficiency. A triple hopper with a capacity of 355 bu is fitted. The partition is 20:40:40 and offers maximum flexibility when applying fertilizer and seed. The advantage of the multi-hopper system is that fine seeds and coarse seeds can be transported separately.

This means that two different fertilizer components can be applied to the seed. No mixed fertilizer is required and the desired quantity of components can be freely selected. It is also possible to transport two seeds separately. This makes it easier to adjust the mixing ratio than with pre-mixed seed.



Fill auger



Electrical metering system

Section control

The mechanical half-width shut-off is standard equipment for all machines. As an option you can choose an electronic half-width shut-off via the ISOBUS Terminal.

- Standard with mechanical half-width shut-off
- Optional: electronic half-width shut-off via ISOBUS Terminal
- Electronic half-width can be intergrated with ISOBUS VT terminal using swath control, giving automated headland
- 20" rowspacing with mechanical shut off




Half-width shut-off



All rows

Fertilizer and seed flow control

The optional blockage monitoring system allows operators to prevent seeding errors. Each individual manifold hose can be equipped with a flow monitor, detecting seed/fertilizer flow and blockage. Instant feedback of system performance is given to the operator through the monitor.



Fertilizer and seed flow control – for a permanent monitoring of the seed and fertilizer hoses

- For a complete monitoring of the seed and fertilizer hoses
- Warning if a pneumatic hose is plugged
- Seeding errors are avoided
- Monitoring of the pneumatic flow at the distribution tower

SEED EMBEDMENT

Catching roller



Catching roller

- Safe placement of the seed
- Ideal in dry soils
- Removing the catching roller in wet conditions
- Due to the parking position, the catching roller can be lifted

Uniformer



Uniformer Avatar

- Safe placement of the seed in the furrow
- Can be used in all situations
- Ideal when seeding into green cover crops
- Ideal in wet conditions

CLOSING WHEEL SYSTEMS

Closing wheel notched steel



Steel star roller – produces fine soil and closes the seed furrow

- For seeding in dry condition
- The toothed steel closing wheel produces crumbly fine soil
- The down force of the closing wheels can be adjusted by means of a spring without any tools
- Depending on the conditions, the angle can be changed

Closing wheel steel




Closed closing wheel for all situations

- For seeding in wet conditions
- Closes the seed furrow even in changing conditions
- Ideal with the offset method
- The down force of the closing wheels can be adjusted by means of a spring without any tools
- Depending on the conditions, the angle can be changed

Row cleaners

- Eliminate hair-pinning of residue
- Three different options for all situations
- Hydraulically operated
- Suspended via rubber torsion, thus low-wear
- Perfect contour following due to individual suspension



Row cleaner for heavy straw



Row cleaner assembly

TECHNICAL SPECIFICATIONS

Avatar 40 SD	SD 40
Working width (ft. in.)	40
Transport width (ft. in.)	11' 6"
Transport height (ft. in.)	12' 6"
Length (ft. in.)	27' 4"
Axle load (lbs)	19,800
Vertical load (lbs)	5,000
Seed hopper capacity double hopper (bu.)	166
Feed opening double hopper (in.)	each 37" X 26"
Number of openers	48
Opener pressure (lbs)	550
Opener Ø	19"
Gauge wheel Ø	16"
Closing wheels Ø	13"
Row spacing	10"
Tire size seed unit/ waggon	2-520/85R42
Tire size support wheels	15.0/55-17
Operational speed (mph)	3.7 - 9
Horsepower requirement (HP)	300+
SCV Requirements	3
Depressurized return flow (max. 5 bar)	1
Oil flow hydraulic fan (gal/min)	12
Implement attachment adjustable drawbar	Drawbar eye Cat III / IV
Implement attachment ball head	K 80

Avatar 60 SD	60 SD
Working width (ft. in.)	60
Transport width (ft. in.)	12'
Transport height (ft. in.)	12' 6"
Length (ft. in.)	31' 9"
Axle load (lbs)	24,800
Vertical load (lbs)	8,300
Seed hopper capacity double hopper (bu.)	240 (50 : 50)
Feed opening double hopper (ft. in.)	each 66.25" X 23.75"
Filling height double hopper (ft. in.)	---
Tripple tank capacity (bu.)	66
Number of openers (PCE)	72
Opener pressure (lbs)	550
Opener Ø (in.)	19"
Closing wheels Ø (in.)	13"
Gauge wheel Ø (in.)	16"
Row spacing (in.)	10
Tire size seed waggon	520 / 85 R42
Tire size support wheels	15.0 / 55 - 20
Operational speed (mph)	3.7 - 9
Horsepower requirement (HP)	350+
SCV Requirements (PCE)	3
Depressurized return flow (max. 5 bar) (PCE)	1
Oil flow hydraulic fan (L2)	10 - 12
Implement attachment adjustable drawbar	Drawbar eye Ø Cat III / IV
Implement attachment ball head	K 80

Avatar 60 MD	60 MD
Working width (ft. in.)	60'
Transport width (ft. in.)	15' 8" with single tires 710 / 70 R 38 and 16' 9" with twin tires 520 / 85 R 42
Transport height (ft. in.)	13' 1"
Length (ft. in.)	34' 10"
Axle load (lbs)	35,000
Vertical load (lbs)	9,600
Seed hopper capacity triple hopper (bu.)	350
Filling height triple hopper (ft. in.)	10' 10"
Number of openers (PCE)	72
Opener pressure (lbs)	550
Opener Ø (in.)	19"
Closing wheels Ø (in.)	13"
Gauge wheel Ø (in.)	16"
Row spacing (in.)	10"
Tire size seed waggon	710/70 R 38 single or 520/85 R 42 twin tire
Tire size support wheels	550 / 60 - 22.5
Operational speed (mph)	3.7 - 9
Horsepower requirement (HP)	350+
SCV Requirements (PCE)	3
Depressurized return flow (max. 5 bar) (PCE)	1
Oil flow hydraulic fan (L2)	16 - 21
Adjustable drawbar linkage hitch ball joint	Drawbar eye Ø Cat IV / V
Adjustable drawbar linkage ball head	K 80



Pronto AS

The big difference between a Pronto DC and the Pronto AS are the following two points:

- Chassis with a separate axle
- 3-point in the rear of the machine for switching between TurboDisc seed bar and Maestro RV

All turns and road transports are carried out on large tires. This is why the machine is very popular among contractors and farmers with long distances between farm and fields. Another asset is the flexibility of the 3-point in the rear of the machine. Cereals are seeded with the TurboDisc openers, row crops are planted with a Maestro RV.



Fast, simple, precise – the Pronto line

The Pronto 6 AS allows for using the seed wagon with front tools in combination with the TurboDisc/tire packer combination.

If you work with the TurboDisc opener attachment when row seeding, high operational speeds up to 10 mph are possible resulting in a high acre output. The well-proven Pronto principle “seedbed preparation, consolidation and seeding” guarantees utmost precision regarding the seed placement and a safe emergence.

The front disc harrow that prepares the seedbed and levels the tractor tracks is an additional asset.

The Pronto 6 AS is equipped with a double hopper (140 bu) to place seed and fertilizer is available as an option. Fertilizer

can either be applied together with the seed (S & F) or as an option with the precise placed fertilizer system (PPF).

The chassis of the Pronto 6 AS is equipped with a separate axle. All turns and road transports are carried out on large tires (800/45–26.5).

In working position, the tires are lifted completely in combination with the TurboDisc/tire packer combination to make sure that the targeted consolidation is carried out with the tire packer. The Pronto 6 AS shows its advantages especially for contractors and farms with long distances between the fields.

Pronto 40 DC

The Pronto 40 DC is an innovative combination seeder that builds on the globally recognized Pronto DC design, tailored specifically for the American market. This high-performance seeder integrates seamlessly with HORSCH tow-between air carts to deliver exceptional efficiency and precision. The Pronto 40 DC sets the standard for combination seeder technology by providing thorough seedbed preparation, efficient soil consolidation, and precise seed placement. It promotes rapid germination, uniform emergence, and maximized yield potential, all while operating at higher speeds and greater efficiency compared to other seeding concepts.



DiscSystem

IDEAL SEEDBED PREPARATION IN ALL CONDITIONS




The 18" notched discs achieve high rotational speeds and the penetration is excellent. The soil is mixed very aggressively, important fine soil is produced and the seedbed is levelled. Clearance is optimum as the disc elements are arranged in pairs. This additionally increases the reliability of the machine. The hydraulic depth adjustment allows for an infinitely variable adjustment while driving.

- Efficient seedbed preparation and even levelling over the whole working width
- High clearance extends the range of applications and increases reliability
- Increasing quality of work with increasing operational speed
- Hydraulic depth adjustment, infinitely variable while driving



DiscSystem Pronto with attachment frame for track eradicator discs



DiscSystem Pronto – 18" disc with serrated profile

Tire packer with AS profile

RUGGED, EFFICIENT, AND PRECISE



The HORSCH tire packer ensures a targeted and even levelling and consolidation in front of every seed opener. The tires are arranged in one line. Through-put and clearance is optimum even on light soils. The straight tire profile increases consolidation. The 10-ply special HORSCH tires ensure a long service life.

An efficient consolidation below the seed horizon guarantee a better retention of moisture in the seedbed.


- Targeted, even levelling and consolidation in front of each seed opener
- Straight tire profile increases consolidation in the consolidation area
- Packer middle section also serves as a chassis for transport (only Pronto DC)
- Efficient consolidation below the seed horizon for better water distribution towards the seeds



Efficient consolidation below the seed horizon for better retention of moisture in the seedbed



Low horsepower requirement due to large tire diameter and no scrapers required



Straight tire profile provides uniform consolidation

TurboDisc



THE THIRD GENERATION GUARANTEES A HEADSTART IN THE FIELD OF SEED PLACEMENT

A perfect embedding of the seed and an immediate seed-soil contact are important for a safe and even emergence. HORSCH perfectly copes with the challenge to achieve this objective even at high operational speeds. The solution is called TurboDisc. The double disc opener that has been used and constantly developed further by HORSCH for more than 20 years excels due to its precise seed placement. The press wheel-controlled opener design allows for a quick following of the soil contours at high speeds. Thus, the set placement depth can be kept up for every single seed.

The double disc seed opener with a maintenance-free bearing opens the soil and which allows for an undisturbed seed placement. The integrated Uniformer ensures the fixing of the seed at the bottom of the seed furrow even at very high operational speeds. A carbide coated scraper keeps the space between the discs clean and thus prevents clogging even in sticky and wet conditions. The 2" or 3" wide press wheel then ensures an optimum seed-soil contact and an exact depth control.

In addition to the excellent following of the soil, the TurboDisc seed bar excels due to the easy operation: with regard to their adjustment, opener pressure and seed depth do not influence each other. The maintenance-free rubber bearings of the seed opener transfer a opener pressure of up to 275 lbs and thus guarantee a smooth opener – up to an operational speed of 10 mph. Furthermore, the rubber bearing serves as an overload protection and a shock absorber for stones.

- Double disc opener
- Creates a precise seed furrow
- Press wheel-controlled (2" or 3")
- Uniformer prevents the seed from bouncing
- Inside scraper prevents blocking and clogging of the openers
- Downforce of up to 275 lbs via rubber torsion
- Designed for precise seed placement at high operational speeds
- Allows for an even and safe emergence



2" wide press wheel – ideal on medium and heavy soils



3" wide press wheel – ideal on light soils



The movable scraper ensures a high self-cleaning effect in wet conditions



The HORSCH Uniformer ensures a precise embedment of the seed



The straight harrow - TurboDisc opener harrow is controlled individually for a more efficient tillage



HORSCH TurboDisc opener

Intermediate axle packer & front packer


LOW HORSEPOWER REQUIREMENT PAR EXCELLENCE



Front packer for better floatation and low horsepower requirement

Lowest possible track depths of the tractor in the seedbed guarantee good plant populations and reduce the horsepower requirement of the Pronto even further. The tire packer that can be mounted additionally takes the weight of the machine, relieves the rear axle of the tractor and additionally levels the surface. This guarantees that the disc system can work more shallowly and this saves tractive power and fuel.

- Lowest possible track depths of the tractor in the seedbed
- Relieves extra load from the rear axle of the tractor
- Additional levelling of the surface
- Shallow working of the disc system is possible due to the lower track depths of the tractor
- Low horsepower requirement saves fuel



Front packer – Pronto AS



Front packer – Pronto

Fertilizer and seed flow control

FLOW CONTROL AT THE DISTRIBUTION TOWER

The optional blockage monitoring system allows operators to prevent seeding errors. Each individual manifold hose can be equipped with a flow monitor, detecting seed/fertilizer flow and blockage. Instant feedback of system performance is given to the operator through the monitor.

- For a complete monitoring of the seed and fertilizer hoses
- Warning if a pneumatic hose is plugged
- Seeding errors are avoided
- Monitoring of the pneumatic flow at the distribution tower



Fertilizer and seed flow control – for a permanent monitoring of the seed and fertilizer hoses



Monitoring of the pneumatic flow at the distribution tower

Double hopper Seed & Fertilizer


METER 2 COMPONENTS SEPARATELY

- Both components are metered separately and are transported together via the distribution tower or the distribution towers into the seed opener.
- The S & F double hopper system allows for simultaneously applying seed and fertilizer as contact fertilizations.
- The fertilizer is immediately available to the young plant and thus contributes to a quick early growth. This system should only be used in appropriate climatic conditions and with the assistance of a crop production consultant.
- Not only seed and fertilizer, but also 2 different seeds can be transported, metered and seeded separately.



Double hopper S&F – meter different components separately and place them together in the furrow

EQUIPMENT



PPF-system




Pre-emergence marker



Row markers



Spelt hoses



Hydraulic downforce for TurboDisc opener

TECHNICAL SPECIFICATIONS

Pronto AS	6 AS
Working width (ft. in.)	19' 8"
Transport width (ft. in.)	9' 8"
Transport height (ft. in.)	13' 1"
Length to end of opener (ft. in.)	31' 2"
Length incl. bout marker (ft. in.)	34' 5"
Axle load (lbs)	20,503
Vertical load (lbs)	3,086
Seed hopper capacity (bu.)	100
Hopper capacity double hopper (bu.)	140 (60:40)
Hopper cap. microgranular compound unit (bu.)	7
Feed opening single hopper (ft. in.)	3' 3" x 7' 10"
Feed opening double hopper (ft. in.)	2' 2" x 8'
Filling height single hopper (ft. in.)	8' 10"
Filling height double hopper (ft. in.)	9' 8"
Number of openers	40
Number of PPF openers	20
Opener pressure (lbs)	33 - 275

Opener pressure PPF (lbs)	max. 440
Openers/press wheels Ø (in.)	13" / 12"
Row spacing (in.)	5.9"
Tires seed waggon	800/45-26.5/12 TR
Tire packer Ø (in.)	30.7" - 7.50 / 16 AS
Operational speed (mph)	6 - 12
Horsepower requirement (HP)	180 - 250
SCV Requirements	3 (resp. +1 for filling auger, coulter pressure adjustment, Crossbar)
Depressurized return flow (max. 5 bar)	1
Oil quantity hydr. fan single hopper (gal/min)	5 - 6.6
Oil quantity hydr. fan double hopper (gal/min)	9.2 - 11.8
Oil quantity hydr. fan vacuum Maestro RV / RX (gal/min)	25
Implement attachment lower link	Cat II / III - III / IV
Implement attachment adjustable drawbar (in.)	Pin Ø 2" - 3"
Implement attachment ball head	K 80

Pronto 40 DC	40 DC
Working width (ft. in.)	40' 0"
Transport width (ft. in.)	19' 0"
Transport height (ft. in.)	15' 1"
Length (ft. in.)	26' 0"
Weight (lbs)	38,000
Number of openers	64
Opener pressure (lbs)	33 - 265
Openers/press wheels Ø TurboDisc (in.)	13.4" / 12.6"
Row spacing (in.)	7.4"
Tire packer size	7.50-18
Operational speed (mph)	6 - 12
Horsepower requirement (HP)	450 - 600




Panther

PROVEN SEEDING TECHNOLOGY FOR SMALL GRAINS AND ROW CROPS THAT PROVIDES PRECISE SEED AND FERTILIZER PLACEMENT IN NOTILL AND MINTILL CONDITIONS

The Panther embodies efficiency with its standard disc leveler system allowing for increased seeding speeds, effectively guiding soil flow from the opener back into the furrow prior to packing. Stepping is eliminated with the disc levelers. Panther's double oscillating walking tandem pneumatic tire packing system adapts to diverse terrains, ensuring precise

furrow firming for optimal seed placement. With the high-volume output of the air system, Panther maintains consistent and uniform distribution across the entire working width, ensuring exceptional seeding precision throughout the process. Optional cutting coulters maximize residue flow in no-till conditions.



Panther with SW 600 for high acre output



Panther with 4-ranks for optimal flow of residue



4-ranks of shanks and 15" shank spacing for no-till seeding

TECHNICAL SPECIFICATIONS

Panther	440	460
Working width (ft. in.)	40'	60'
Transport width (ft. in.)	19'	20'
Transport height (ft. in.)	16'	16'
Length (ft. in.)	29'	29'
Weight (lbs)	35,500	40,100
sections	5	5
Tine spacing in one row (in.)	60"	60"
Row spacing (in.)	15"	15"
Number of openers	32	48
Opener pressure (lbs)	750	750
Operational speed (mph)	5 - 10	5 - 10
Horsepower requirement (HP)	400 - 500	450 - 600
Frame height (in.)	30"	30"
Road clearance (in.)	16"	16"
Tire size support wheels	15.5" x 16.5" front / 15.5" x 16.5" inner wing	15.5" x 16.5" front / 15.5" x 16.5" inner wing / 15.5" x 16.5" outer wing

- Proven design adapted for precise seed and fertilizer placement in high residue conditions
- 750 lbs trip shank provides proper opener engagement at higher seeding speeds
- Disc leveling system ensures uniform furrow closure and eliminates stepping
- Option cutting coulters system gives unmatched performance in high residue conditions
- Pneumatic tire packer system achieves consistent furrow packing



Packer wheels for excellent seed to soil contact



Straight seed towers and hoes for an even distribution of seed and fertilizer



Big support wheels for precise seeding depth



Cougar

SEEDING PRECISION, VERSATILITY, SIMPLISTIC OPERATION:
THE SOLUTION FOR DIRECT SEEDING IN HILLSIDE FARMING.

Similar in design to the Panther, the Cougar was born from customer demand for a suitable hillside seeding system. Cougar sets the standard in maintaining stability and precise seed/fertilizer placement in the most extreme hillside farming conditions. Whether cresting over hilltops or following steep contours of 30-45+ degrees, Cougar's unique 2-rank design allows for parallel seed rows without risk of overlap, which eliminates overpopulated rows and high fertilizer concentrations. Cougar gives excellent seeding performance in no-till and min-till seedbeds. The Cougar combines a shank with a trip-force of 750 lbs, optional cutting coulter for slicing

through heavy post-harvest residues, disc leveling system on each shank for optimum seed / soil contact and depth placement, along with a pneumatic tire packer system. In combination with either the SW 8000 or SW 12000 air carts, the Cougar's air system provides superior product distribution even in extreme hillside conditions. Both air carts provide configurations for seed/dry fertilizer or seed / liquid fertilizer. Metering systems on the air carts are industry leading in precise calibration and application accuracy. The SW 8000 cart utilizes an integrated steering axle for additional stability on steep slopes.



Cougar with Aircart



Cougar with excellent seed placement on slopes



Cougar with robust frame and tire packing system

TECHNICAL SPECIFICATIONS

Cougar	230	235	238	240	250
Working width (ft. in.)	30'	35'	38'	40'	50'
Transport width (ft. in.)	17.5'	17.5'	17.5'	17.5'	20'
Transport height (ft. in.)	12.5'	15'	16.5'	17.5'	20'
Weight (lbs)	20,000	23,000	25,000	28,000	30,000
Row spacing (in.)	15"	15"	15"	15"	15"
Number of tines	24	28	30	32	40
Opener pressure (lbs)	750	750	750	750	750
Tine spacing in one row (in.)	60"	60"	60"	60"	60"
sections	3	3	3	3	5
Operational speed (mph)	5 - 10	5 - 10	5 - 10	5 - 10	5 - 10
Horsepower requirement (HP)	250 - 300	300 - 400	350 - 450	400 - 500	450 - 550
SCV Requirements	4	4	4	4	4
Depressurized return flow (max. 5 bar)	1	1	1	1	1
Tire size support wheels	395/55D16.5	395/55D16.5	395/55D16.5	395/55D16.5	395/55D16.5
Adjustable drawbar linkage hitch	Drawbar eye Cat IV / V	Drawbar eye Cat IV / V	Drawbar eye Cat IV / V	Drawbar eye Cat IV / V	Drawbar eye Cat IV / V
Tire packer size	Firestone Destination Radial - 27.5 x 8.25-15 / Firestone Farm HF-1 - 27 x 8.50-15 / Firestone Duraforce DT - 215/70D15 / Titan Farm Packer I-1 26.5 x 7.5-15	Firestone Destination Radial - 27.5 x 8.25-15 / Firestone Farm HF-1 - 27 x 8.50-15 / Firestone Duraforce DT - 215/70D15 / Titan Farm Packer I-1 26.5 x 7.5-15	Firestone Destination Radial - 27.5 x 8.25-15 / Firestone Farm HF-1 - 27 x 8.50-15 / Firestone Duraforce DT - 215/70D15 / Titan Farm Packer I-1 26.5 x 7.5-15	Firestone Destination Radial - 27.5 x 8.25-15 / Firestone Farm HF-1 - 27 x 8.50-15 / Firestone Duraforce DT - 215/70D15 / Titan Farm Packer I-1 26.5 x 7.5-15	Firestone Destination Radial - 27.5 x 8.25-15 / Firestone Farm HF-1 - 27 x 8.50-15 / Firestone Duraforce DT - 215/70D15 / Titan Farm Packer I-1 26.5 x 7.5-15

- Unique 2-rank design provides narrow contour depth for precise seed placement in extreme variable field terrains.
- Proven robust concept designed for years of minimal maintenance and service.
- 15" shank spacing (twin row opener at 7-7.7" rows) allows flexibility in seeding/planting small grains, oilseeds, row crops, and fertilizer banding application.
- Proven pneumatic tire packing system follows variable terrain and provides ideal furrow firming.
- Standard disc leveler system allows for higher seeding speeds, directing soil flow from opener back into furrow before packing, eliminating stepping affect.
- With few service points and wear components, the Cougar's design makes it one of the easiest and lowest cost air seeder platforms to maintain in the industry.
- Option cutting coulter system gives unmatched performance in high residue conditions.



Cougar in hilly terrain



Smooth and directed hose routings ensure consistent flow of product at each opener.



Unique 2-rank design provides narrow contour depth for precise seed placement in extreme variable field terrains



Air Cart SW 600

HORSCH air carts are designed to deliver exceptional seeding precision. Each model incorporates thoughtful engineering for optimal field performance. Sloped tanks ensure uniform product flow until they are completely empty, and the ultra-accurate volumetric metering system leads the industry in calibration and application accuracy. ISOBUS implement control offers a diverse range of options for precision farming tasks.

The SW 600 model features a base capacity of 600 bu with a 3-independent bin configuration, splitting the bins into 210,


90, and 300 bu. It includes dual section control, road lighting equipment, and ISOBUS implement control. The SW 600 is compatible with the Panther, Cougar, and Pronto 40 DC models. Notable features include industry-leading calibration and rate accuracy with a globally proven electric motor drive volumetric meter system, efficient pneumatic systems for consistent flow accuracy to seed towers, and a single axle design that enhances maneuverability and minimizes soil compaction.

- 600 bu capacity for extended operation with fewer refills.
- Advanced system ensures accurate and consistent seed distribution.
- Allows for simultaneous seeding and fertilization or multi-product application.

- Built to withstand rigorous field conditions and long-term use.
- Simplifies operation and maintenance for improved efficiency.

TECHNICAL SPECIFICATIONS

Air Cart SW 600	600
Transport width (ft. in.)	520 singles 11' 5.75" / 710 singles 12' 9.75"
Transport width dual tires (ft. in.)	520 duals 17' 2" / 710 duals 20' 7"
Transport height (ft. in.)	12' 6"
Transport length (ft. in.)	33' 4"
Weight (lbs)	30,000
Seed capacity (bu.)	600
Tire size seed waggon	520/75 R46 / 710/70 R38
Scale	Optional
Auger size	Ø 10" / 21'
Conveyor size	Ø 16" / 21'
Wireless Remote for Auger/Conveyor	Standard with auger or conveyor



SW 600 as a tow-between cart with extra hitch for anhydrous cart



SW 600 features large hopper opening for easy filling



SW 600 is engineered to meet the demands of modern farming



SW 600 with dual tires



TECHNICAL SPECIFICATIONS

Air Cart SW 8000 / 12000	SW 8000 SD	SW 12000 SD
Transport width (ft. in.)	9' 10"	9' 10" with 650/65 R 38 / 11' 0" with 900/60 R 32
Transport width dual tires (ft. in.)	---	14' 1"
Transport height (ft. in.)	10' 6"	12' 0.5"
Transport length (ft. in.)	17' 7"	24' 7.25"
Weight (lbs)	8,600	9,920
Seed capacity (bu.)	113	170
Liquid fertilizer capacity (gal.)	1050	1050
Tire size seed waggon	650/65 R 38	650/65 R 38 / 900/60 R 32 duals
Scale	N/A	N/A
Auger size	Ø 10" / 21'	Ø 10" / 21'

Air Cart SW 8000 / 12000

The HORSCH SW series of air carts is engineered to meet the diverse needs of modern farming with unparalleled efficiency and precision. Designed for seamless integration with imported machinery, these air carts offer exceptional versatility, allowing for both seed and liquid application.

The HORSCH SW 12000 and SW 8000 Hillside models are both designed to elevate your farming efficiency with their advanced features and robust construction. Both models feature a tow-between configuration and a dual-hopper system, making them versatile and capable of managing both seed and liquid products. They also come equipped with a loading auger for simplified loading and two sets of hydraulic

lines for seamless connection to the seeder. The SW 12000 boasts a higher capacity with a 170 bu seed and a 1580 gal liquid hopper, ideal for larger-scale operations and simultaneous seeding and fertilizing. In contrast, the SW 8000 Hillside, designed specifically for use with Cougar 230 - 240, includes a 113 bu seed and a 1050 gal liquid hopper, and features a hillside steering axle for enhanced maneuverability on slopes and uneven fields, making it particularly well-suited for challenging terrains. Upgrade your farming capabilities with the HORSCH SW series air carts and experience the perfect blend of capacity, precision, and versatility, whether you're managing large-scale operations or tackling challenging terrains.

- Manages both seed and liquid products efficiently.
- SW 12000 for large-scale operations, SW 8000 for medium-scale tasks.
- SW 8000 Hillside's steering axle excels on slopes.
- Simplified loading and seamless equipment integration.



HORSCH SW and Pronto



SW 12000 cart with duals with Cougar 250



HORSCH SW with auger for easy filling



HORSCH SW with easy access to the lids

INTELLIGENCE

eosT10 (Pro)

- High-resolution 10" terminal for controlling all ISOBUS devices according to ISO 11783
- Reliable and powerful: high-performance hardware combined with intuitive, user-friendly operation in day or night mode
- Straightforward transfer of application maps with the wireless Task Data Exchange
- Various layout options allow for a simultaneous display of several applications – for an optimum overview
- eosT10 and eosT10 Pro – one hardware, completed by two licence kits. Precision is always standard for us



By displaying up to 3 widgets in addition to the main working screen, the user can keep track of several applications at the same time

Rotor selection

- Facilitates the selection of the optimum rotor for any application
- Wide selection range from normal seeds to fine seeds to fertilizer and micro-granular compound
- Expert mode to carry out rotor configurations also for variable operating speeds and application rates




AutoLine

- Automatic, GPS-based tramline control
- Optimised driving strategy near obstacles or on the headlands
- Track-to-track driving is no longer required
- Available in combination with the terminal eosT10 Pro



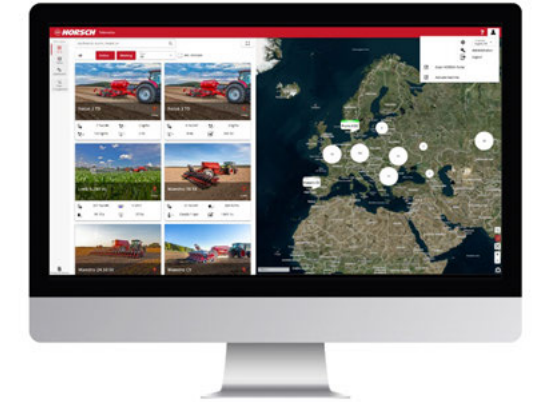
The lean design of the 10" display allows for perfect integration into any tractor cabin.



The rotor selection app facilitates the selection of the optimum rotor for any application

HorschConnect

Prepare today for tomorrow. Control different machine functions quite easily via the MobileControl app – your smartphone replaces the terminal! In addition, gain complete, transparent insight in all aspects of work performance and working quality with HorschConnect Telematics.



With HorschConnect telemetry solutions can be found in the seeding, planting and plant protection sector – exactly where they make sense


- Digital solutions exactly where they make sense
- Straightforward out-of-the-box solution with integrated SIM card, WIFI modem and other interfaces
- HorschConnect Telematics to document the performance of the machine
- HorschConnect Telematics for complete transparency of the working quality, e.g the application rate of all components
- Targeted and proactive service due to remote insight in the error messages
- Control of machine functions via smartphone app MobileControl: e.g. calibration of all metering units



The MobileControl app allows for controlling individual machine functions – completely comfortably from the smartphone



Straightforward out-of-the-box solution with a wide range of integrated interfaces



Quick and easy calibration of the machine via smartphone with the MobileControl app



Your distributor:



HORSCH, LLC
200 Knutson St.
Mapleton, ND 58059
Phone: 701-532-1000
Fax: 701-532-1101
info.us@horsch.com



► Scan code for more information

horsch.com

All specifications and diagrams are approximate and not binding. Technical features and design are subject to change.

©HORSCH (04/2025)