



AMAZONE

Trailed fertilizer spreader **ZG-TS**



AMAZONE spreaders
meet all European
environmental
standards

ZG-TS trailed fertilizer spreader

Perfectly matched to your needs!



Uniform plant growth is the most important requirement for producing high yields. No single location can offer plants uniform growing conditions across the whole field. This necessitates the constant adaptation of mineral fertilizer application to meet individual requirements in order to ensure that plants receive balanced nutrition. Successful maximization of fertilizer efficacy hinges not only the selection of the optimum fertilizer, but also, and most importantly, on the careful and precise distribution of those nutrients.

ZG-TS

The professional mineral fertilizer spreader

Model	Hopper capacity
ZG-TS 7501	265 cu ft (7,500 l)
ZG-TS 10001	353 cu ft (10,000 l)

ZG-TS Truck

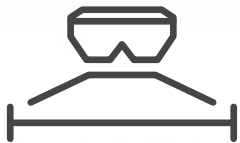
The spreader body for carrier vehicles

Model	Hopper capacity
ZG-TS Truck 7501	265 cu ft (7,500 l)
ZG-TS Truck 10001	353 cu ft (10,000 l)

Precisely fertilized, higher yield

	Page
The advantages at a glance	4
Overview	6
High-quality multi-layer paint finish	8
Hopper	10
Steering Braking force compensation	12
ProfisPro weighing system	14
Intelligent fill level management	16
Spreading disc drive options	18
Soft Ballistic System pro	20
Spreading system	22
TS spreading discs Normal spreading	26
AutoTS border spreading system	28
BorderTS border spreading process	32
Innovation Farm field trials	34
HeadlandControl	36
WindControl	38
ArgusTwin	40
Equipment	42
ZG-TS Truck demount spreader	44
ISOBUS	46
GPS ScenarioControl	54
Spreader Application Center mySpreader App	56
Technical data	58

ZG-TS trailed spreader



50 ft – 177 ft (15 m – 54 m)



265 cu ft and 353 cu ft
(7,500 l and 10,000 l)



128 part-width sections



Fertilizer, pelleted materials,
seeds, slug pellets

The benefits at a glance:

- ⊕ **Efficient and intelligent**
Precise spread patterns with working widths of up to 177 ft (54 m) and application rates of 1,433 lb/min (650 kg/min)
- ⊕ **ProfisPro – spread rate calibration**
Absolutely accurate application rates from the very first second regardless of which side
- ⊕ **WindControl**
Windless conditions at the touch of a button – compensates for the effects of the wind on lateral distribution
- ⊕ **ArgusTwin – spread pattern monitoring**
Continuous monitoring – optimizes lateral distribution under any conditions
- ⊕ **HeadlandControl – headland optimization**
Uniform crops across the headland – optimized parabolic Section Control
- ⊕ **AutoTS and BorderTS – border spreading systems**
Proven precision – maximum yield at the field boundaries

MORE INFORMATION

www.amazone.net/zg-ts



PRODUCT FILM
Find out more



DOWNLOADS
mySpreader app



SMARTLEARNING
www.amazone.net/smartlearning

ZG-TS – the benchmark for precision



Even in windy regions, fertilizer can be spread consistently with WindControl

! “Precise and stylish!”

(“profi” – Test report ZG-TS 01 ProfisPro · 06/2018)

The ZG-TS trailed spreader is available in hopper capacities of either 265 cu ft or 353 cu ft (7,500 l or 10,000 l) and capable of working widths of up to 177 ft (54 m). With operational speeds of up to 19 mph (30 km/h), the ZG-TS provides the means for maximum outputs. The integrated AutoTS border spreading system and GPS Switch automatic part width section control of up to 128 part width sections allows for the most precise spreading results. The online ProfisPro weighing system ensures continuous monitoring of the application rate and the ArgusTwin monitors the pattern for perfect lateral distribution, even with varied fertilizer or adverse weather conditions. The WindControl system means longer operating windows and optimized lateral distribution even in windy conditions.

Multiple awards – Spreads success – Reaps recognition

ArgusTwin:

the eyes of the spreader.
Automatic spread pattern monitoring



Gold
Agritechnica

WindControl system:

in accordance with Prof. Dr. Karl Wild
HTW Dresden



Silver
Agritechnica

HeadlandControl:

Optimum lateral distribution
on the headland



Silver
Agritechnica

EasyCheck:

The digital and mobile calibration kit



Silver
Agritechnica

EasyMix:

The App for easy adjustment and
evaluation of blended fertilizers



Silver
Agritechnica

With its combination of shape and performance, the ZG-TS 10001 convinced and inspired the iF Jury, consisting of experts and designers from all over the world. In addition to the quality of design, the jury's evaluation criteria included the finish and material choice, the degree of innovation and the environmental compatibility, its functionality and ergonomics and, finally, a visualization of use and safety.



The best of both worlds

Cathodic dip painting (CDP) combined with powder coating

7 years
guarantee

against perforation corrosion



register
enregistrer
registrieren



The new painting technique, in combination with a large proportion of stainless steel components, ensures a high level of operational reliability and a long service life.



The KTL dip-paint priming of all components virtually ensures full-area corrosion protection.



Double protection through additional thick powder coating, providing increased protection against mechanical wear and tear.

High-quality, multilayer paint

The paintwork on a fertilizer spreader is exposed to particular demands. The paintwork is intended to protect the spreader from corrosion, especially when handling fertilizer and where moisture is involved. Starting with the 2022 model, a new painting process was implemented for the ZA-V, ZA-TS and ZG-TS fertilizer spreader ranges.

This involves, on the one hand, a cathodic dip painting process (known as KTL) for priming to give the best possible protection on the internal surfaces of tubes and box sections and, on the other hand, a powder coating process to create a high-quality visual finish with extra-thick paint providing increased protection against mechanical demands.

7-year manufacturer warranty

Based on this optimum painting process, AMAZONE is able to offer its customers a manufacturer warranty of seven years against rusting through. From 01/01/2023, customers can apply to have the warranty activated for ZA-V, ZA-TS, and ZG-TS models, starting from the 2022 model.

This registration is done very simply via the manufacturer's portal, myAmazone, bearing in mind the terms and conditions (www.amazone.net/7-years) stated there. After registration, you can continue to work without any worries.

The benefits

- ✔ **Cathodic dip painting process**
 - Elimination of rust infiltration
 - Best possible protection, even on the inner surfaces of tubes and box sections
- ✔ **Powder-coated top coat**
 - Double protection through additionally applied powder coating
 - Improved resistance against everyday wear and tear
- ✔ **Quality and reliability**
 - All the components on the spreading unit and all the hydraulic fittings are made of stainless steel
 - Impact, UV, and chemical resistant plastic sieves

High-quality, multi-layer paint finish - the most modern from all angles:

- ① 14-stage **painting preparation** (e.g. degreasing)
- ② **Zinc phosphating** provides the most effective offset to rust formation
- ③ **Thick cathodic dip priming** for full corrosion protection, even in cavities and hard-to-reach areas
- ④ **Powder coating** for a high-quality appearance and extra thick paint for increased protection against mechanical demands



The combination of tried and tested painting techniques brings together the best from all areas, resulting in a high-quality multi-layer paint finish

Intelligent design

No compromise on functionality and capacity

Accurate metering

After the pre-chamber, the fertilizer is metered by means of shutter slides exactly the same way as on the mounted spreaders.



Enormous work rates

With hopper capacities of 265 cu ft and 353 cu ft (7,500 l and 10,000 l), the ZG-TS models are especially efficient and ideal for large farms that focus particularly on increased precision. Their size saves valuable traveling and loading time. A large hopper opening enables convenient loading via a front end loader or from a bulk filling system. The belt floor, automatically centered to the middle, ensures optimum material flow.

Benefits of the base hopper

- ✔ Low hopper center of gravity
- ✔ Low filling height
- ✔ Large filling opening
- ✔ Wear-resistant rubber floor belt
- ✔ Automatic belt floor centering

Automatic pre-chamber filling

An endless floor belt for conveying the fertilizer is provided along the bottom of the hopper. This automatically fills the pre-chamber during the spreading operation.



✔ Clevis type hitch with towing eye



✔ Hitch coupling with K80 ball coupling

Hitch – hook up and go!

Make the choice that suits your tractor! The drawbar and hitch system are freely combinable. Decide between a towing eye, a K80 ball hitch, a ring hitch, or a pivoting ring

hitch and choose between a drawbar hitch coupling or the classic drawbar hitch!

The optimized hopper shape allows everything to flow smoothly

A sophisticated hopper shape featuring an optimized center of gravity significantly counteracts any negative support loads in the ZG-TS. The steep hopper walls without corners or edges ensure the optimum flow of material, even in sloping terrain. This also makes the cleaning process considerably easier. There is also an increased range of movement for the steering axle, which has steering angles of up to 28 °.

Benefits of the hopper design

- ✔ Optimum material flow even on sloping terrain
- ✔ Simple cleaning procedure
- ✔ Generous space for axle steering
- ✔ Sophisticated center of gravity prevents any negative support loads
- ✔ High ground clearance



Model	Hopper capacity	Tare weight	Payload
ZG-TS 7501	265 cu ft (7,500 l)	8,500 lb (3,850 kg)	19,000 lb (8,650 kg)
ZG-TS 10001	353 cu ft (10,000 l)	8,800 lb (4,000 kg)	18,700 lb (8,500 kg)

Maneuverable and comfortable

Perfect driving behavior on the road and in the field



37 mph
(60 km/h)

- ❗ “The axle steering is new for fertilizer spreaders [...] This makes the machines maneuverable and enables true-track following.”

(“profi” – Test report ZG-TS 01 ProfisPro · 06/2018)

Greater comfort – gentle on the crop

- ✔ True track following at track widths of 6 ft to 7.5 ft (1.80 to 2.25 m)
- ✔ Increased driving comfort due to a sprung-suspended and height-adjustable hitching system
- ✔ Stable and robust chassis technology, designed for speeds of up to 37 mph (60 km/h)
- ✔ Automatic braking force control
- ✔ Oversized tires reduce the ground pressure and allow for operation even under the most extreme conditions
- ✔ Wheel diameters of up to 80.7 in (2.05 m) available



Steering axle with a steering angle up to 28°

True track axle steering

The ZG-TS trailed spreader, equipped with the optional steering axle, provides a maximum steering angle of up to 28°. This means true track-following is already possible even with a track width of 71 in (1,800 mm) and a tire width of 20 in (520 mm). Automatic steering even facilitates counter-steering on slopes. As soon as the spreading disc drive has been deactivated and a speed of 9 mph (15 km/h) is exceeded, steering automatically stops to ensure safe road transport at speeds of up to 37 mph (60 km/h).

Benefits of axle steering

- ✔ Steering angle up to 28°
- ✔ Minimum turning radius of 15 ft (4.5 m)
- ✔ True track-following – for gentle crop treatment
- ✔ Counter-steering on sloping terrain



Braking force control via electronic braking system (EBS)

Automatic braking force control

In order to be safe on the road, even at high speeds and different load capacities, the ZG-TS offers optional automatic load-dependent braking force control. The electronic braking system (EBS) receives the signal to calculate the load-dependent braking force from the new Profis online weighing system. Since the weighing system continuously measures the quantity in the hopper, the delivered braking force adapts automatically. This makes braking sensitivity perfect for all load ranges. The ZG-TS also meets the requirements of EU braking regulation 167/2013.

Benefits of the electronically-controlled braking system

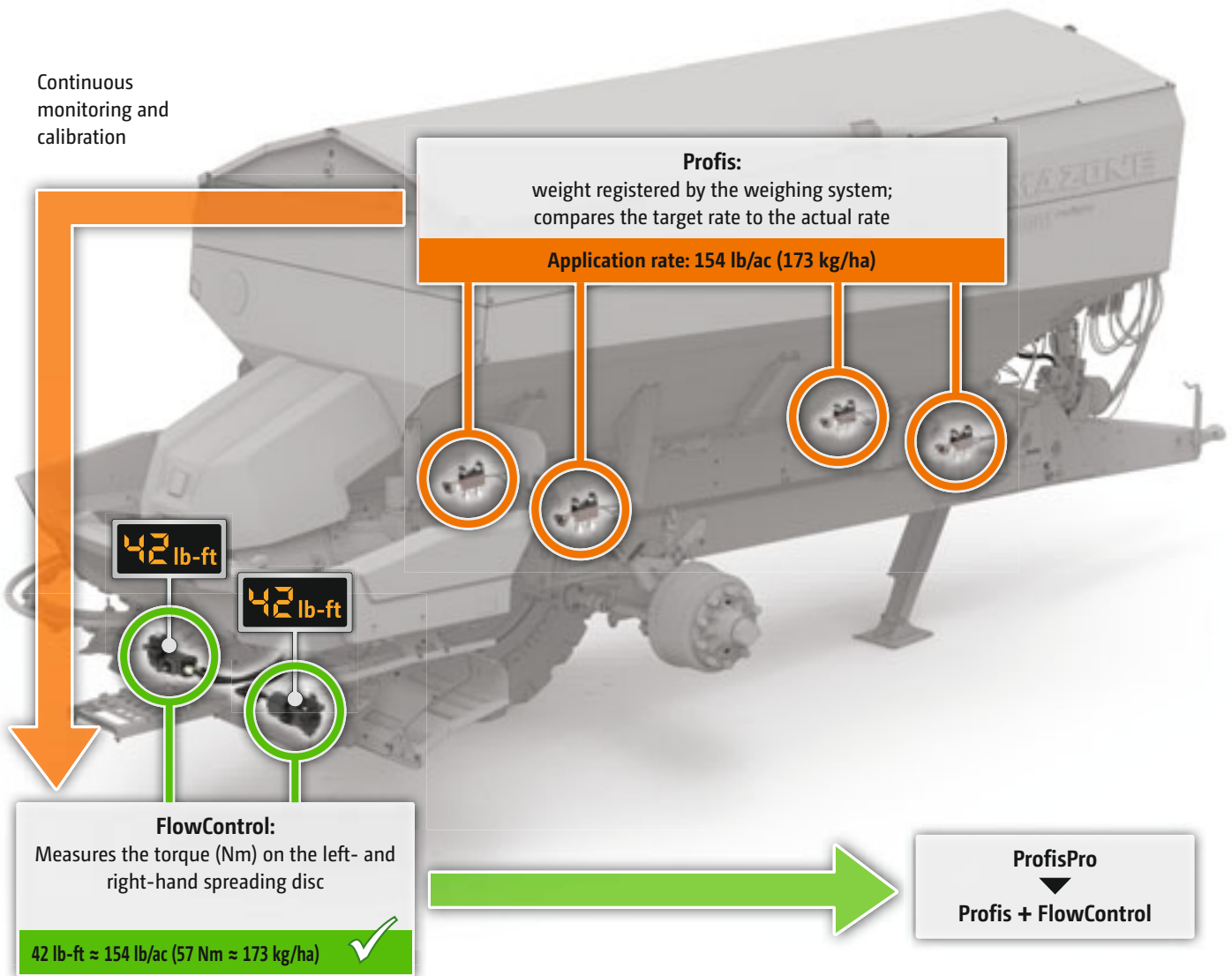
- ✔ Load-dependent braking
- ✔ Comfortable and safe road travel
- ✔ Maximum safety on the headlands and on slopes



Exclusive!

ProfisPro weighing system with torque measuring system

The ProfisPro intelligent weighing system combines the benefits of the weighing system with the FlowControl torque measuring system



ProfisPro

The spread rate is regulated by the Profis weighing system and the FlowControl sensors; a unique selling feature for AMAZONE.



Profis – intelligent weighing system

The hopper and its frame are connected to a separate chassis via four 200 Hz weigh cells in the Profis weighing system, which is integrated in the frame. There are therefore no weight measuring points to be influenced by the traction forces of the tractor. The result is precise online weighing every 55 lb (25 kg)! A standard equipment tilt sensor provides further compensation when the machine is on a slope. The signal is simultaneously used to counter-steer on slopes via the steering axle. This prevents the ZG-TS from drifting.

FlowControl – torque measuring system

The FlowControl torque measuring system reliably monitors the torque on each spreading disc drive from the very start and can adjust the position of each spread rate shutter in the event of a deviation from the target rate on either side.

The applied rate is precisely documented to obtain a field-associated balance of nutrients. The application rate can be altered at any time by pressing a button on the ISOBUS terminal.

Optimized spread rate from the very start

This combination of the Profis weighing system and FlowControl enables the fertilizer spreader to use torque to regulate its theoretical application rate throughout the spreading process. The Profis weighing system monitors the actual spread rate every 55 lb (25 kg). This allows FlowControl to recalibrate itself at regular intervals. This takes place with no need to stop. The ProfisPro intelligent weighing system means that the spread rate is optimized from the very start of the spreading process. In addition, the driver can supervise the quantity remaining in the hopper at all times as well as the travel distance remaining until it is empty.

The benefits

Accurate weight measurement:

- ✔ Display of remaining volume
- ✔ Remaining area and hopper content display
- ✔ Documentation of the total amount spread

Regulation/calibration under all operating conditions:

- ✔ Either side rate calibration
- ✔ Absolute accuracy from the very start
- ✔ Detection of empty traveling and blockages
- ✔ Double security by mutual monitoring of both systems

Intelligent technology

- ✔ Control of the steering axle on slopes
- ✔ Comfortable on-road driving thanks to load-dependent braking force regulation

Intelligent fill level management

Your reliable assistant!



Intelligent fill level management

The extremely sensitive Profis weighing system kicks in with its intelligent fill level management right from the loading stage. Without the need for an external scale, the system provides precise information about the load condition at all times, thus preventing overloading and empty runs. Profis also sets standards as a filling aid as well as through the continuous measurement of hopper contents.

The benefits

- ✔ Intelligent filling aid
 - ✔ Reliable fill level measurements without even using an external weighing system
 - ✔ Avoiding unnecessary empty traveling and excess leftover
- ✔ The filling process can be optimally monitored from the large, easily accessible platform.





✔ Extremely simple filling by just one person!

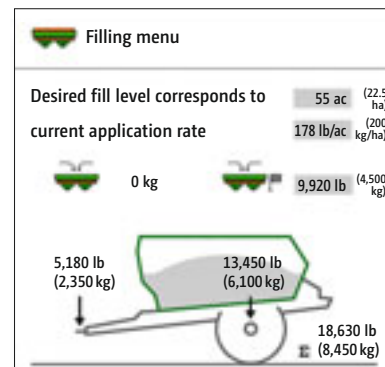
✔ If the work light is constantly illuminated, the desired fill level has been reached

Filling aid

Operators will especially love the filling aid provided by the work lights and the Profis weighing system. Flashing lights followed by steady work lights signals that the fill level has been reached. Needing a second person or getting off the machine to check the level is no longer necessary.

❗ “Via flashing signals the work lights [...] inform the driver of the filling vehicle as to the quantity filled – so precise filling is possible”

(“profis” – Test report ZG-TS 01 ProfisPro · 06/2018)

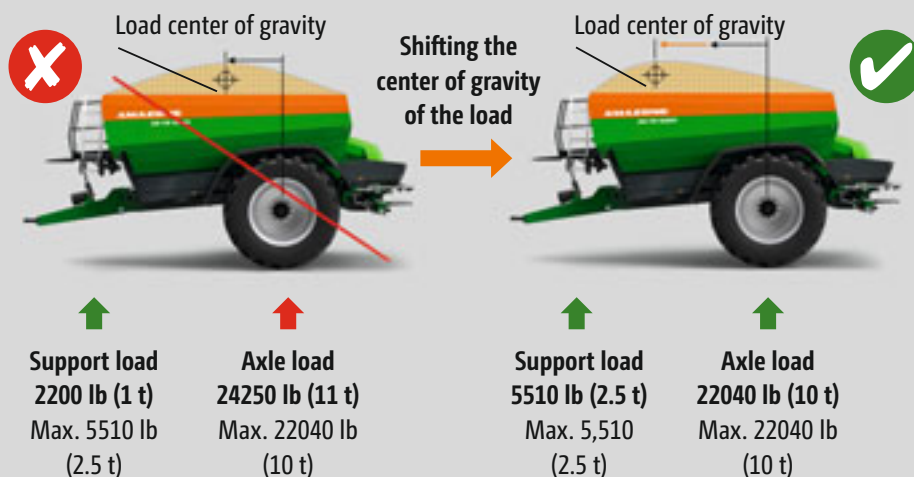


Filling menu – calculation of the desired fill level

Optimum load distribution under all spreading conditions

Real time measuring via the Profis weighing system enables optimal use of the axle and support loads during the filling procedure. This is because, during the filling procedure, it is possible to see where the load is concentrated and thus prevent overloading of the axle or the drawbar.

Furthermore, the floor belt rises 5 degrees, which enables transfer from the back to the front. This guarantees optimum load distribution during spreading. Maximum drawbar load and reduced axle loads enable safe driving in the field under all operating conditions.



Spreading technology that is well-engineered

Benefit from over 100 years of experience

Hydraulic spreading disc drive

The hydro- hydraulic version enables operation irrespective of the tractor's engine revolutions and at different spreading disc speeds. This saves fuel, while also ensuring highly efficient and precise spreading. The spreader also operates at various spreading disc speeds when border spreading; thus the best-possible lateral distribution is achieved in the overlap area and the field boundary.

The benefits

- ✔ Independent side regulation of the spreading disc speed permits even more precise spreading on wedge-shaped fields. Up to 128 part-width sections are possible in combination with SectionControl.
- ✔ In combination with WindControl, independent side regulation enables windy conditions to be compensated for
- ✔ Pressure filter comes standard



Hydraulic disc drive

The drive options

Suited to any tractor size

Hydro drive – the drive with load-sensing system

Spreaders with hydro drive are fully supplied through the tractor's load-sensing system. The ISOBUS connecting cable is suitable for tractors with sufficient oil supply and the load-sensing system can operate the spreader at full functionality.

- ✔ Standard switching between load sensing and oil flow and return



Hydro drive with oil supply exclusively from the tractor

- Oil requirement with steering axle max. 34 gal/min (130 l/min)
- Oil requirement without steering axle max. 28 gal/min (105 l/min)

Hybrid drive – maximum efficiency, even on smaller tractors

For spreaders with a hybrid drive, approximately two thirds of the oil capacity is supplied through the tractor's load-sensing system and the other third is reused with the aid of a second pump in the return flow to the tractor. This is facilitated by a hydraulic pump driven directly via the tractor's power take-off shaft. This hybrid system allows for the use of smaller tractors and is, at the same time, significantly lower-priced than a normal onboard hydraulic system.

- ✔ Full functionality with a lower oil requirement
- ✔ No need for a complex on-board hydraulic system



Hybrid drive with combined oil supply

- Oil requirement with steering axle max. 22 gal/min (85 l/min)
- Oil requirement without steering axle max. 16 gal/min (60 l/min)

- ❗ "The consistently stable speed of the discs and, above all, the option to run at different disc speeds is a dream. You only come to know and appreciate the benefits offered by the hydraulic system when you have used it"

("profi"- Spreading units in practice "Hydraulic or mechanical": 06/2017)

Soft Ballistic System pro

For even gentler fertilizer handling



Decisive benefits with SBS pro

Mineral fertilizer needs to be handled gently to ensure precise distribution and exact placement for plants over the entire working width. Fertilizer that has been damaged while passing through the spreader will not be precisely distributed.

The Soft Ballistic System pro 'safety pack' is integrated as standard. The agitator, metering components and spreading discs are optimally tailored to each other. This protects the fertilizer and secures your yields.

1. Gentle guidance

The electrically-driven star agitators at the bottom of the hopper ensure even fertilizer flow onto the spreading discs. The slowly rotating, star-shaped segments of the agitator deliver the fertilizer evenly to the corresponding shutter opening. When the delivery system is adjusted, the agitator star rotates as well, so it is always perfectly positioned above the shutter opening. The agitator switches off automatically when the shutter slide is closed.



✔ Spreading system with delivery system, brush kit, and spreading disc

2. Gentle delivery

The delivery system can control and adjust throwing width and direction. Furthermore, the working width can be adjusted individually on each side by changing the disc speed. The fertilizer is fed in centrally at a lower speed, resulting in minimal fertilizer damage. The concentric delivery system adjustment always results in gentle handling of the fertilizer.

3. Gentle acceleration

The Soft Ballistic System pro gently accelerates the fertilizer using a standard disc speed from 600 rpm to 900 rpm.

Even fertilizer types with minimal breaking strength maintain their spreading properties and provide a clean, even spread pattern.

4. Gentle ejection

The Soft Ballistic System pro provides the minimum energy needed to the fertilizer for an optimum trajectory and a precise spread pattern. This ensures that the spreading vanes are optimally adjusted to a laid-back position.



TS spreading system

Perfection in every component, just like clockwork



✔ TS spreading system with delivery system adjustment

Characteristics of the TS spreading system

Delivery system adjustment of the TS spreading system

- 1) Intelligent agitator for maximum fertilizer protection
- 2) Electric motor for delivery system rotation
- 3) Delivery system for implementing the Section Control, HeadlandControl and WindControl functions ArgusTwin
- 4) Electric motor for precise fertilizer metering with application rates from 6.6 lb/min to 1,433 lb/min (3 kg/min to 650 kg/min)

Bottom assembly of the TS spreading system

- 5) Electric motor for adjustment of the carrier vane
- 6) AutoTS gearbox, the heart of the integrated border spreading system
- 7) Comfortable changeover between border and normal spreading by moving the carrier vane
- 8) Short border spreading vane for sharp side, border and water course spreading
- 9) Long normal spreading vane for high throwing widths and double overlap, even even at working widths up to 177 ft (54m)

- ❗ “A 12V motor drives the agitator, which rotates at 60 rpm. It switches off when the shutter is closed and it reverses as soon as a foreign object blocks the agitator.”

(dlz agrar magazine – Long term test ZA-TS 3200 Profis Hydro · 02/2017)



The agitator – soft-handling and gentle

The basic function of the agitator is to convey the fertilizer actively towards the shutter opening so a constant rate of fertilizer can be applied. Fertilizer lumps that manage to pass the screen are actively broken up by the star agitator running at the bottom of the hopper, especially at low application rates. If foreign objects reach the hopper tip and the agitator is overloaded, the corresponding electric motor automatically reverses in combination with the corresponding shutter slide and remedies the blockage. The perfect teamwork of agitator and shutter slides is apparent on headlands or when spreading in wedge-shaped fields. As soon as one metering shutter is completely closed, the agitator above stops automatically. This keeps the valuable fertilizer from being ground up.

The benefits of electric agitation

- ✔ two slow-running, fertilizer-protecting agitators turning at just 60 rpm
- ✔ that switch off automatically as soon as the shutter slide is closed and can also be switched off on either side, independently
- ✔ that reverse automatically when blocked by a foreign object
- ✔ active delivery of the fertilizer flow to the opening



- ❗ “The electric agitators operate independently left or right and only when that shutter is opened”

(profi – Practice Test “Four fertilizer spreaders in comparison” · 01/2016)

The AMAZONE delivery system


For first-class spreading results

Concentric delivery system adjustment

The fertilizer is deposited through the delivery system, as gently as possible, at the center of the spreading discs. The circumferential speeds are low at this point on the discs, so the fertilizer is handled very gently. In order to set the spreading unit for different working widths and types of fertilizer, the delivery system swivels (concentrically) around the center of the discs. The distance between the fertilizer feed-in point and the center of the disc always remains the same.

Delivery system swiveling offers a wide bandwidth of possible working widths. The range of 50 ft to 177 ft (15 m to 54 m) working width is covered by just three sets of spreading vanes.

All TS spreading systems with electric delivery system adjustment are suitable for the ArgusTwin spread pattern monitoring system.



✔ The delivery system swivels around the center of the disc



✔ Brush unit for a clean delivery onto the spreading discs

Ultra-quick and precise! Electric Motors

A spreader with high application rates and operational speeds that push the envelope of what is possible in terms of work rates and that, of course, needs to perform extremely precisely at the same time. This requires electric motors that run extremely quick and exact. The electric motors meet the most demanding requirements, particularly when switching on/off automatically at the headland or in wedge-shaped fields, spreading using application maps, or performing continuous, on-board monitoring (ArgusTwin and WindControl).

Clean transfer – the brush unit

The bristles of the brushes fit directly from the apertures to the upper edge of the spreading vanes, so the fertilizer is safely delivered to the disc.

Quantity effect-free metering aperture

If a constant application rate is to be achieved, it is necessary to match the size of the aperture to the prevailing operational speed. The shutter slide makes this happen very quickly and sensitively.

The kidney-shaped design of the metering aperture keeps the spread pattern unchanged and precise, even at varying operational speeds, so there is no need to adjust the position of the delivery system.



Stage 1: hopper shutter slightly open



Stage 2: hopper shutter half open



Stage 3: hopper shutter wide open

TS spreading discs

For the utmost precision at all spreading widths up to 177 ft (54 m)

Spreading system made from stainless steel – for a long service life

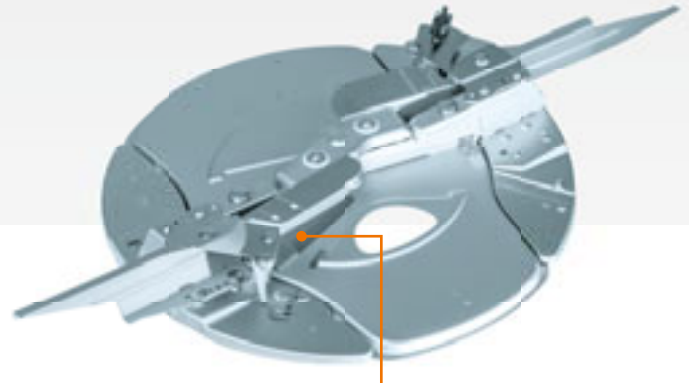
The entire spreading system of each TS spreader is made from stainless steel to provide a long service life.

The spreading vane sets can be quickly and easily exchanged using our interchangeable system. The ideal solution, for example, for agricultural contractors.

Between normal spreading and border spreading, different spreading vanes can be activated via the AutoTS system without the need to change spreading disc settings.

Heat treat coated stainless steel spreading vanes

The spreading vanes are coated with special long-lasting antiwear protection. A three-fold increase in lifespan is seen in products treated in this way.



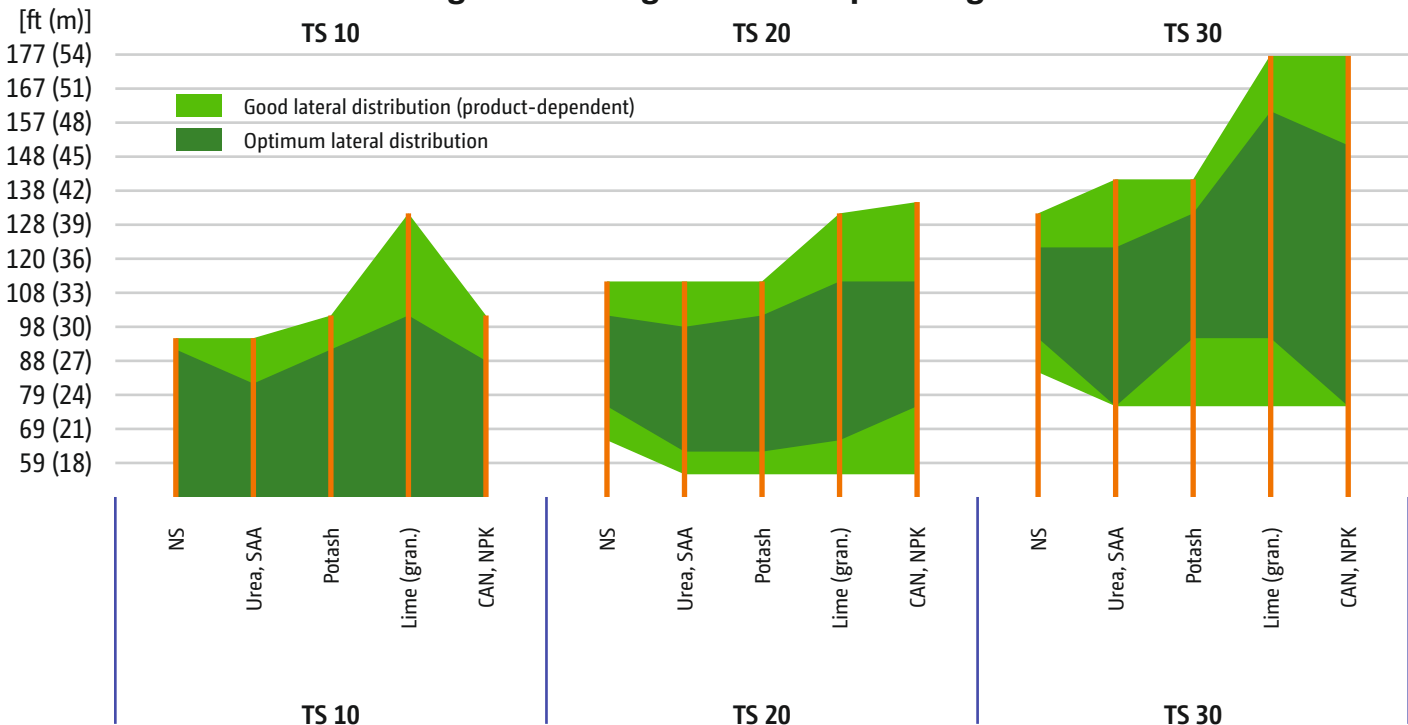
The integrated AutoTS border spreading system is activated electrically.

- ❗ “For different working widths it is simply a matter of interchanging the spreading vane set – a very comfortable solution.”
(profi – Driving impression ZA-TS 4200 Profis Hydro fertilizer spreader – 06/2013)

Optimum working width ranges of the spreading vane sets, depending on the fertilizer being spread:

- ✔ TS 10 = 50 ft (15 m) – max. 88 ft (27 m)
- ✔ TS 20 = 69 ft (21 m) – max. 108 ft (33 m)
- ✔ TS 30 = 79 ft (24 m) – max. 177 ft (54 m)

Range of working widths for spreading vane sets



Optimized spread pattern



Normal spreading

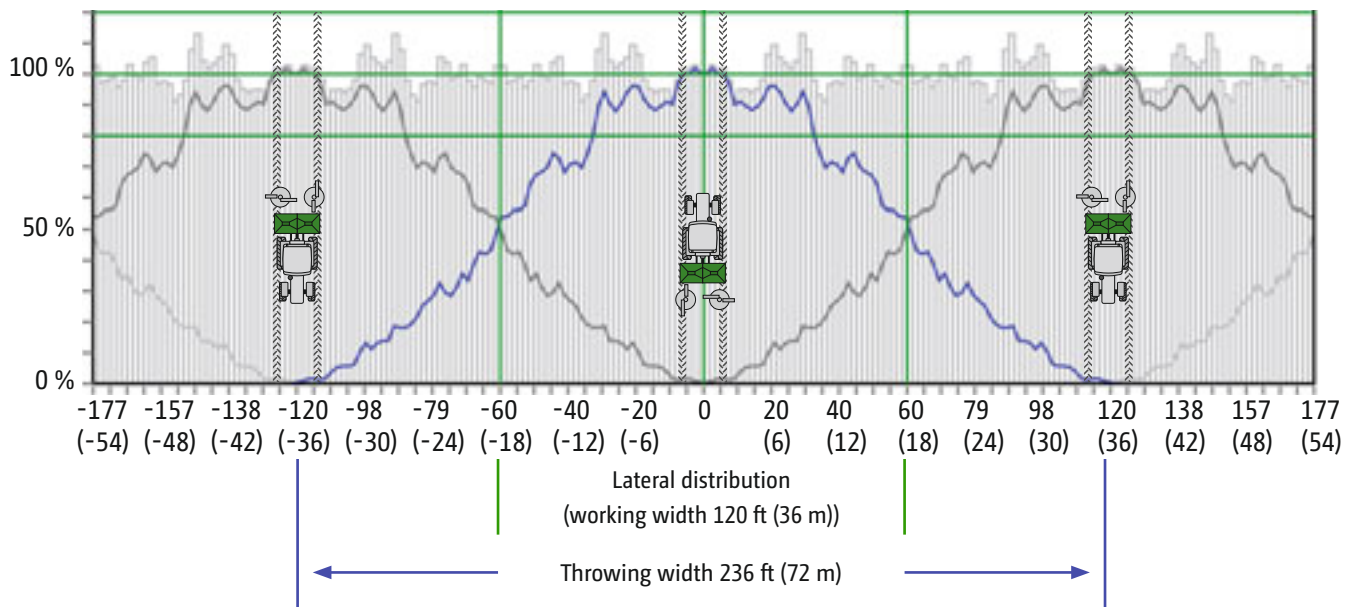
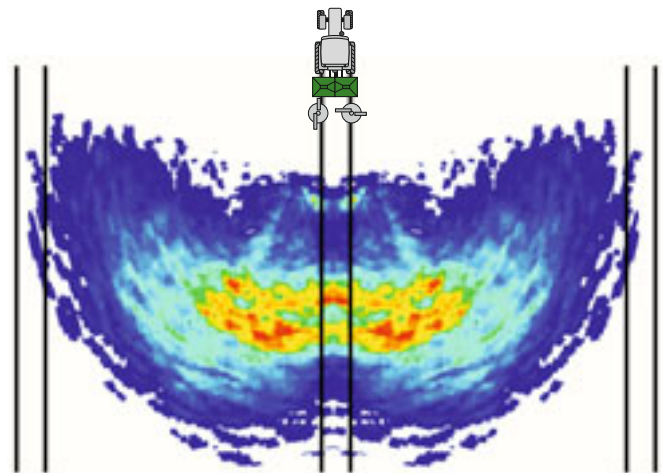
Adjusting the delivery system changes the point where the spreading material is fed onto the spreading disc, thus controlling the spreading width and the lateral distribution. Furthermore, the working width can be customized even more by changing the disc speed.

Non-sensitive spread pattern thanks to the multi-sectional spread pattern

The specific shape and angling of the spreading vanes produce a multi-spread pattern from the TS spreader unit. This means that the patterns of the fertilizer from the long and short spreading vanes do not affect each other so an optimum trajectory is maintained.

Three-dimensional spread pattern

The spreading unit was developed to have three-dimensional spread patterns, in order to achieve perfect lateral distribution of up to 177 ft (54 m) working widths. The large overlap zones ensure a perfect spread pattern and are significantly more consistent, even in inconvenient conditions such as side winds, changes in the terrain, humidity or different fertilizer qualities.



Border spreading systems from AMAZONE

Complete control. At all times!



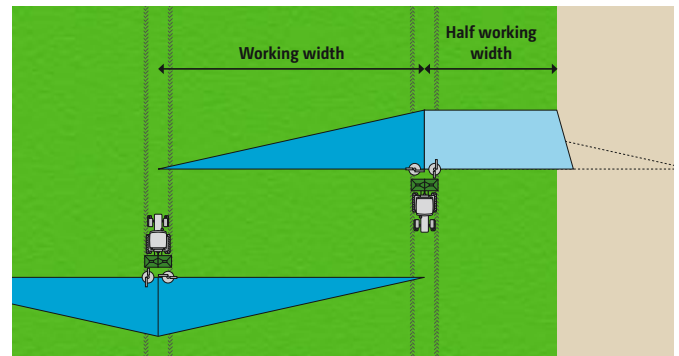
- ❗ Boundary spreading systems make sense especially when application rates are high. In these cases, more expensive systems will also pay off.
(top agrar - "Precision goes boundary spreading" - 07/2022)

- ✔ AMAZONE offers setting recommendations for all border spreading techniques

Effective and precise – spreading only where the fertilizer will benefit plants

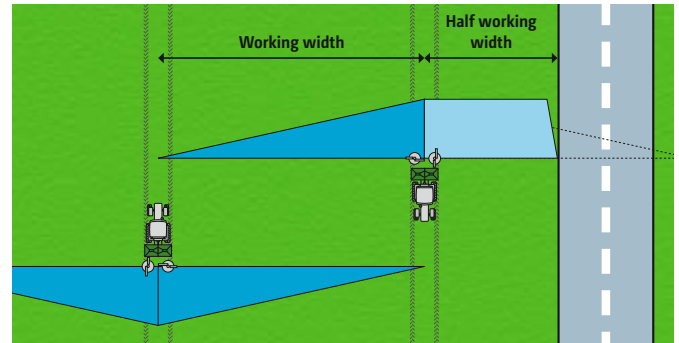
Side spreading (yield-oriented adjustment)

The neighboring field is an area that is used agriculturally. In this case, it is tolerable for a small quantity of fertilizer to be thrown over the border of the field. The full target rate is applied right up to the field boundary.



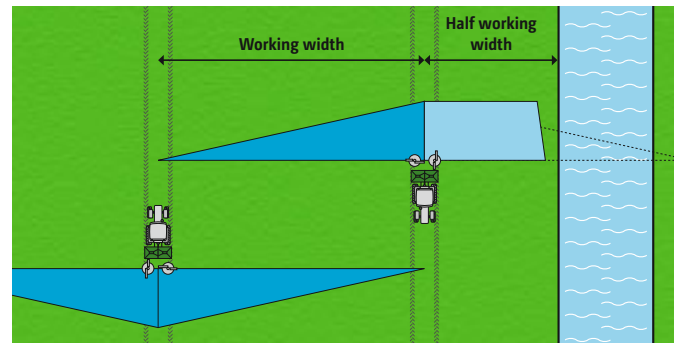
Border spreading (environmentally-oriented adjustment)

If the field is adjacent to a road or bike path, fertilizer cannot be thrown beyond the border of the field. The throwing distance is therefore adjusted in combination with the shutter slide.



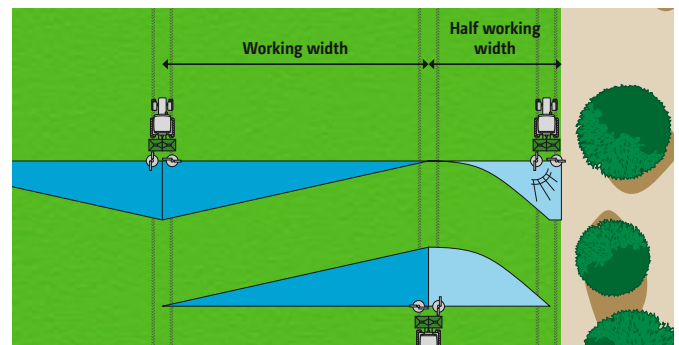
Waterway spreading (environmentally-oriented adjustment)

If there is a body of water directly at the edge of the field, fertilizer regulations require maintaining a certain distance from the water when fertilizing. Therefore, the throwing distance is further reduced in combination with the shutter slide.



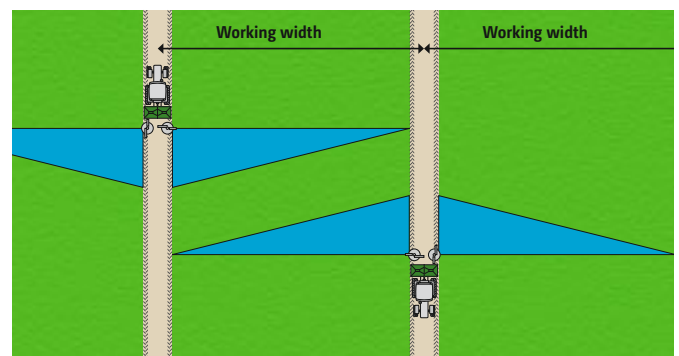
BorderTS in combination with AutoTS

Using the BorderTS deflector means that the full amount of fertilizer is applied right up to the field boundary, without spreading beyond it. In combination with AutoTS, the area between the first tramline and the field boundary is fertilized with the desired application rate. A sharp-edge cut-off right up to the field boundary is achieved.



Bed spreading with bed spreading deflector for both sides

AMAZONE offers the bed spreading deflector for spreading specialist crops in beds to either side of the tractor. It keeps the track virtually free of fertilizer. The bed spreading deflector can be activated hydraulically from the tractor seat.



AutoTS

The disc-integrated border spreading system

AutoTS – convenient adjustment and precise lateral distribution right up to the border of the field

With the disc-integrated AutoTS border spreading system, various border spreading techniques – side, border or waterway spreading – can be conveniently activated using the terminal in the tractor cab, regardless of which side.

AutoTS – the ingenious principle

An electric motor twists the carrier vane forward by approximately 10° so the fertilizer can be delivered via the shorter border spreading vanes when spreading along borders or waterways. The combination of disc speed and a shorter vane ensures that the fertilizer is thrown over a significantly shorter distance without affecting it mechanically.

AutoTS – setting for normal spreading



Border Spreading Calculator – calculate those additional profits
AutoTS achieves an average yield increase of about 17% around the field boundary compared with other well-known systems. Calculate it for yourself now!



AutoTS – adjustment of the carrier vane for border spreading

❗ “The design specification for the development of the AMAZONE ZA-TS was clear: no longer should there be any compromise between normal spreading and side, border, and waterway spreading around the field boundaries.”
(profi – Spreading systems in practice “hydraulic or mechanical” · 06/2017)

AutoTS – setting of the carrier vane for border spreading



For tablet and desktop:
www.amazone.net/border-spreading-calculator

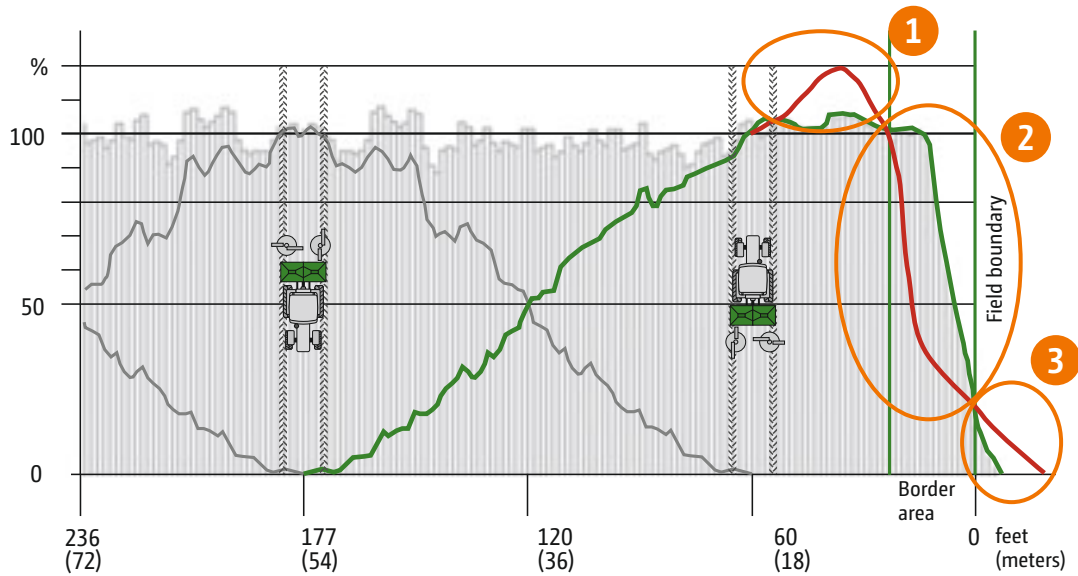


Increased yield along the border thanks to AutoTS

Exclusive!

The AutoTS border spreading system makes it possible for the operator to reliably generate a very steep cut-off to the border spread pattern and thus create the perfect growing conditions right up against the field edge. A significant increase in yield can be achieved compared to other border spreading systems.

Automatic rate reduction when border spreading is possible with the AutoTS spreading unit. Rate changes can be made in freely-selectable percentage steps. Since the two spreading discs can be operated independently, the change can be applied to one or both sides.



	<u>AutoTS border spreading system</u>	<u>Conventional border spreading systems</u>
1	A shorter spreading vane restricts fertilizer throwing distance.	Mechanically diverting the fertilizer can damage the fertilizer where the broken granules land next to the tramline.
2	The fertilizer is handled more gently and optimally distributed right up to the boundary.	The broken granules are not spread out to the border area, resulting in insufficient fertilization.
3	Reducing fertilizer throwing speed results in minimal granules falling beyond the edge of the field.	Not all fertilizer granules are mechanically deflected, meaning that fertilizer spreads well beyond the field boundary.

Exclusive!

BorderTS border spreading system

Spread only where the crop will benefit from the fertilizer applied



BorderTS 

Maximum amount of fertilizer right up to the field boundary

AMAZONE has developed the BorderTS deflector for even more precise fertilization up to the field boundary when spreading at larger working widths. In contrast with conventional border spreading deflectors, the BorderTS deflector operates in collaboration with the AutoTS border spreading system integrated in the spreading discs. The spread patterns of both the BorderTS and the AutoTS are matched to each other.

All values can be stored in the spreader settings beforehand, so the appropriate parameters are set automatically according to each application situation.


- ❗ “With the BorderTS, Amazone offers an extended version of AutoTS, which delivers the full rate right up to the boundary.”
- ❗ “... BorderTS can be used for base fertilizer applications, on grass land and in row crops. In addition, a pass is also possible for that initial application in cereal crops with tramlines, as in our case. The wheel tracks at the field edge disappear in time. The plants get the full fertilizer rate and start the new season in good shape.”

(profi - “Border work” - 04/2022)

- ✔ The BorderTS border spreading system enables increased yields of up to 27% on the outer five meters of the field boundary area when compared with conventional border spreading systems.

Animation of the BorderTS
border spreading system:
www.amazone.net/yt-border-ts





The BorderTS deflector is mounted at the center behind the spreader and is activated hydraulically.

Baffle plate construction with integrated software

At larger working widths, the fertilizer must be accelerated considerably more to achieve a good overlap with the spread pattern from the first tramline. The high energy of the granules interferes with the even distribution behind the tractor provided by conventional systems. The BorderTS deflector features a special baffle plate construction that includes a guide plate, the angle of which can be adjusted. The baffles first remove the energy from the granules, which are then gently guided to the ground by the guide plate. The guide plate can be adjusted infinitely for optimal application to the field boundary. In addition, a sensor detects the working position. When the deflector is in use, the fertilizer spread rate and delivery point onto the spreading disc are automatically adjusted to ensure the best possible lateral distribution in combination with the disc-integrated AutoTS border spreading system.

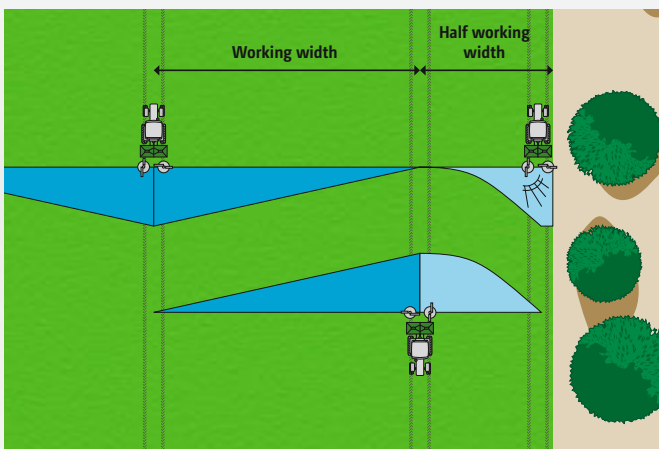


When activated, the BorderTS deflector on the ZA-TS is swiveled into the spread pattern from above. The special baffle plate construction and infinitely adjustable guide plate gently guide the granules to the ground.

It goes without saying that the application rate can be manually overridden at any time in response to special situations.

- ❗ “Checking with the mats at the field boundary showed the effectiveness of the deflector in our application. At the same time, the fertilizer rate for the field was applied right up to the boundary after driving in the tramline and around the outside – excellent.”
(profi - “Border work” - 04/2022)

Illustration of the combined use of BorderTS and AutoTS



1. Fertilizer is spread from the edge of the field into the crop by the BorderTS deflector, which automatically reduces the target rate to 50%. The shutter nearest the field boundary is left closed.
2. AutoTS spreads at 50% from the first tramline to the boundary side, thereby achieving the target rate across the entire field boundary area. Normal spreading to the field side with 100% of the target rate.
3. In subsequent tramlines, normal spreading is resumed with 100% of the target rate to both sides.

Proven precision!

Innovation Farm field trial



- ✔ Large-scale field trials by Innovation Farm in Austria compared four border spreading systems under practical conditions.

Additional revenue per acre of crop area and per year with the use of the different border spreading systems at a width of 120 ft (36 m)
(top agrar 07/2022, Source: Innovation Farm)

average field size	5 ac (2 ha)	10 ac (4 ha)	30 ac (12 ha)
Limiter	\$54.89 (€52.28)	\$38.81 (€36.96)	\$22.42 (€21.35)
Hydro	\$58.84 (€56.04)	\$41.59 (€39.61)	\$24.03 (€22.89)
AutoTS	\$122.87 (€117.02)	\$86.85 (€82.71)	\$50.18 (€47.79)
BorderTS	\$127.28 (€121.22)	\$89.96 (€85.68)	\$51.98 (€49.50)

Field trials prove the best border spreading results

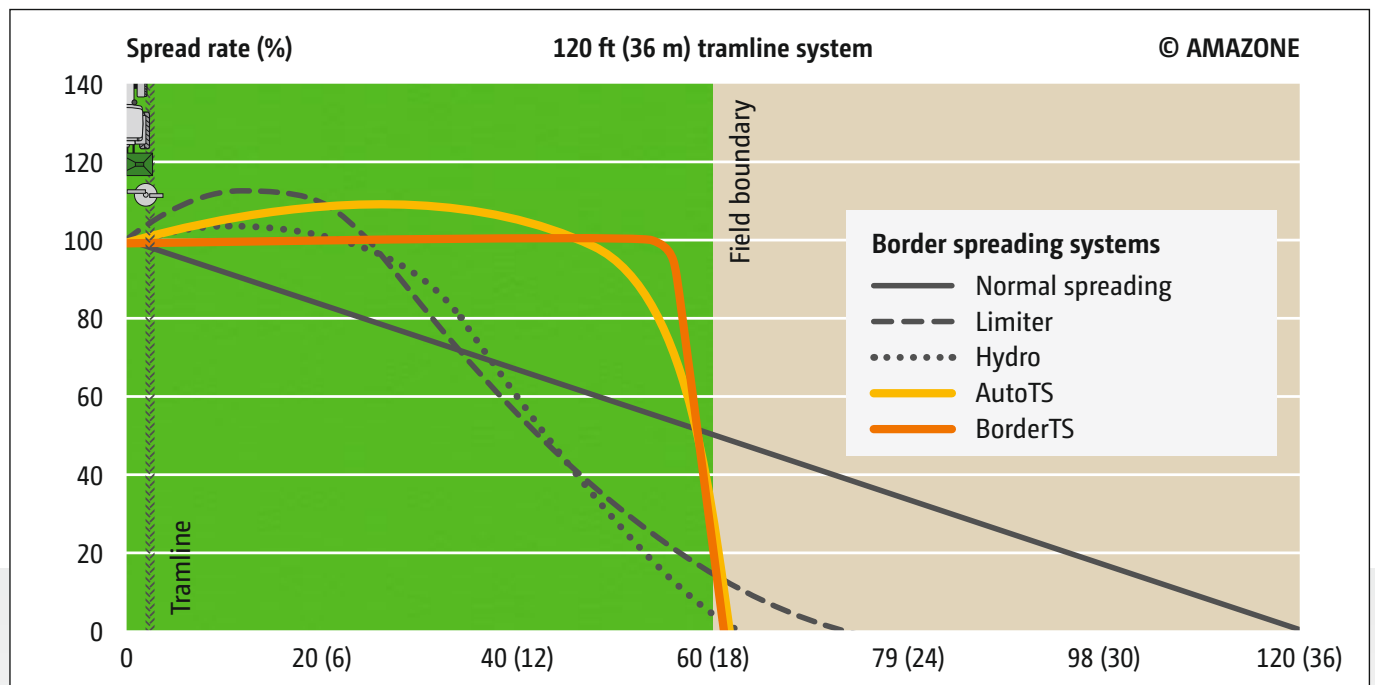
The aim of the field trial was to demonstrate the fact that border spreading systems provide not only ecological benefits, but also that they have a great influence on the potential yield in the field boundary area.

Precise technology is required to spread the full rate of fertilizer right up to the field boundary, even at the larger working widths, as well as avoiding any fertilizer losses outside the field boundary.

AutoTS and BorderTS fulfill these requirements. This means that higher yields can be achieved, even at the field boundary.

Core messages of the trial

- ❶ “A wider working width or smaller field sizes increases the level of return on a boundary spreading system.”
 - ❷ “The AutoTS and BorderTS spread patterns show a relatively even spread rate all the way up to the boundary where the rate then drops steeply.”
 - ❸ “Any under applying was clearly reduced by using AutoTS and BorderTS, which translates into higher yields.”
 - ❹ “This means that using both AutoTS and BorderTS is beneficial at larger working widths.”
- (top agrar - “Precision goes boundary spreading” - 07/2022)



The illustration shows the border spreading procedure, whereby ideally no fertilizer should be spread beyond the field boundary.


- ❶ “... This was different on AutoTS and BorderTS which continued to apply a very even spread.”
- (top agrar - “Precision goes boundary spreading” - 07/2022)

Exclusive!

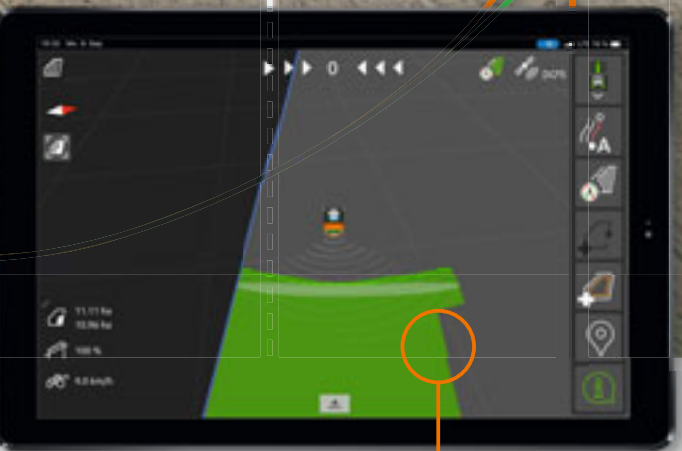


Headland Control

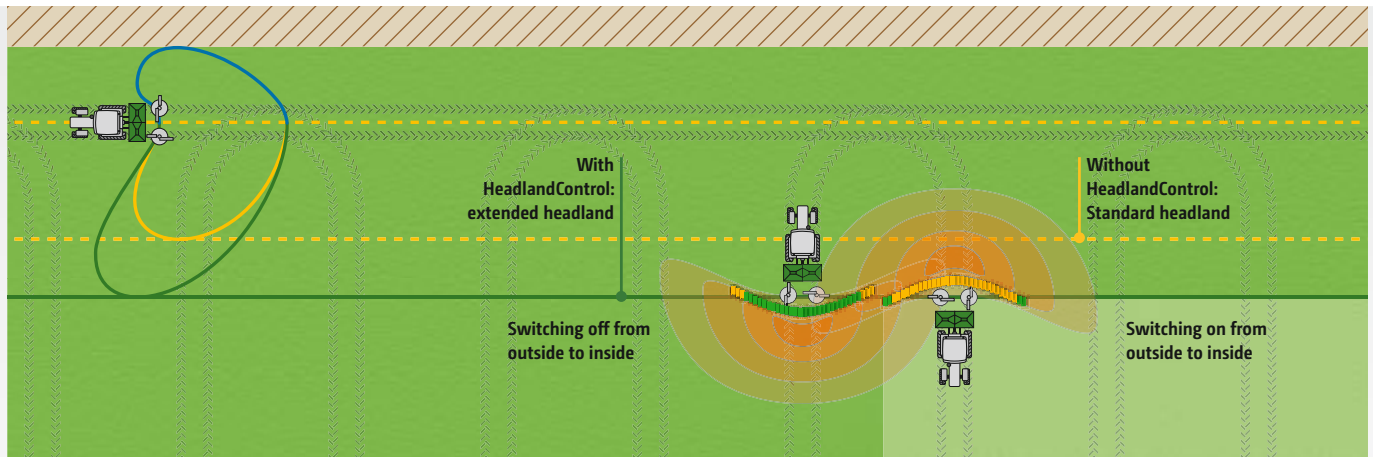
Optimum lateral distribution on the headland



- HeadlandControl
- Normal spreading
- Border spreading



HeadlandControl provides an increase in the working width towards the inside of the field on the headland.



Perfected headland coverage thanks to Headland Control and the new part-width section control

The problem: over- and under-fertilization on the headland

Fertilizer spreaders have a high throwing distance behind the machine. In practice, the switch-off points are usually only activated when the tractor is turning on the headland. The arc of spread behind the tractor and around to the side creates areas that are either over- or under-fertilized.

Switch-off time on the headland: Without Headland Control

1. Spreader switches off too late and is already turning
2. Tractor would have to drive beyond the headland tramline

Result: over- and under-fertilized zones are created

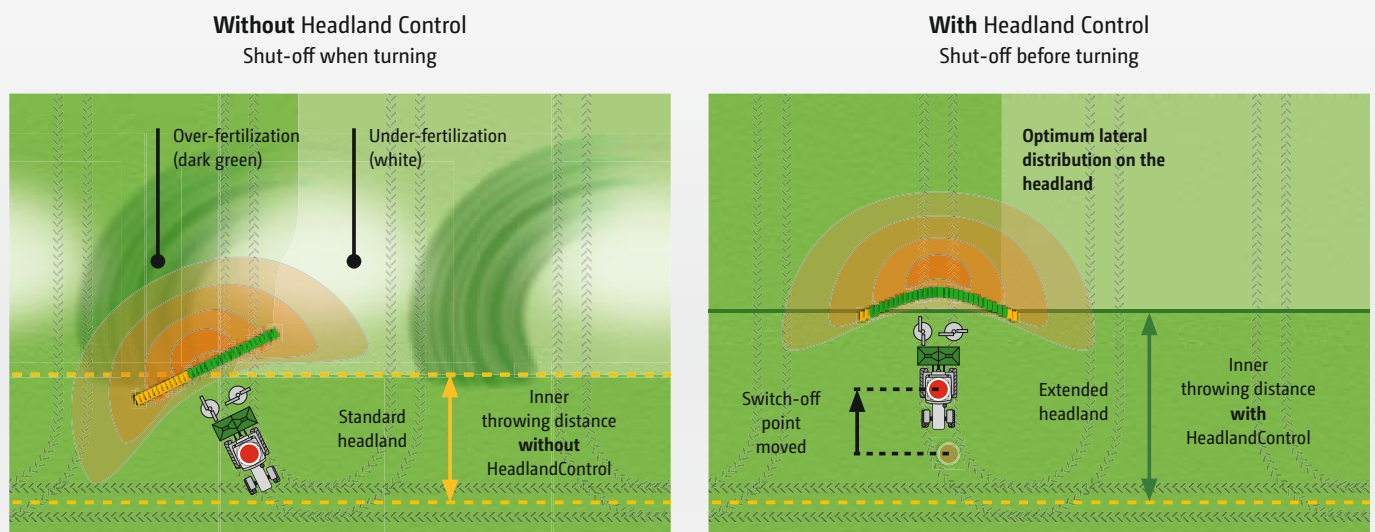
The solution: Headland Control

When Headland Control is activated, the throwing width and spread rate are increased on the field side, so the switch-off point is moved towards the inside of the field. Furthermore, the new part width section control, which is now adapted to the shape of the spread pattern, causes the part width sections to be switched off from the outside to the inside when entering the headland. This prevents over- and under-fertilized zones on the headland.

With Headland Control

1. Headland Control means that the spreader continues to apply fertilizer to the crop when it is on the headland
2. The tractor can follow the wheel tracks of the crop protection sprayer

Result: uniform crops across the entire headland



“More than ISOBUS” functions from AMAZONE extend beyond ISOBUS standards. Therefore, HeadlandControl does not function on all ISOBUS terminals, among other things.

Exclusive!

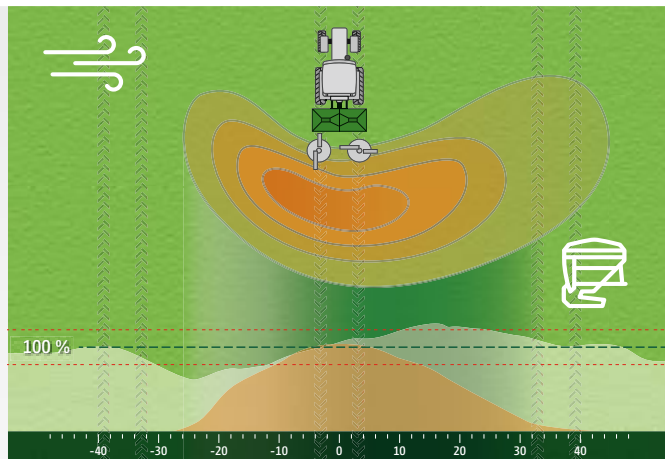
Wind Control

Don't give wind a chance!

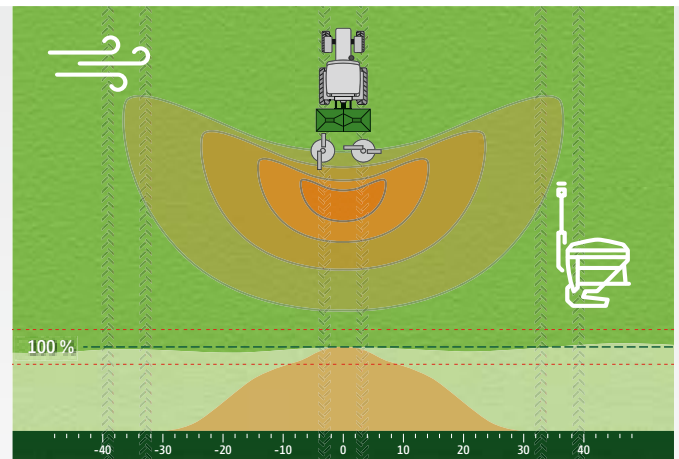


AMAZONE WindControl ensures optimum lateral distribution even in crosswinds

- ✔ WindControl traffic light system
 - Green: Unlimited spreading
 - Yellow: Increased control in border areas
 - Red: Stop spreading!



Without WindControl: Crosswinds affect the spread pattern and change the lateral distribution



With WindControl: WindControl counteracts the effect of a crosswind ensuring an optimal spread pattern at all times

Optimum lateral distribution

The wind is always blowing somewhere in the world and this represents a major challenge in maintaining an even fertilizer spread pattern. The influence of wind on the spread pattern can be constantly monitored and automatically compensated for with the AMAZONE WindControl system (according to Prof. Dr. Karl Wild of the University of Applied Sciences, Dresden).

A high-frequency wind measuring sensor mounted on the machine registers both wind speed and direction. The job computer then uses this information to calculate new settings for the delivery system and the spreading disc speed. In a cross wind, the disc speed is increased on the side into the wind and the delivery system is rotated outwards. At the same time, the speed of the downwind side is reduced and the delivery system rotated inwards.

WindControl assists in creating larger time windows for spreading under windy conditions. Apart from all the important fertilizer spreader parameters, the user also has the ability to constantly monitor the real-time direction of the wind, the force of the wind, and wind gusting data. WindControl also issues an automatic warning to the driver in the event of strong winds, when the system is no longer able to compensate for the effects of the wind or when gusts of wind change too frequently.

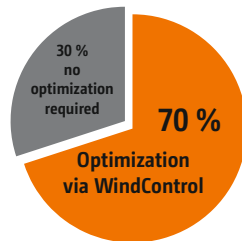
The benefits

- ✔ Higher output through longer time windows
- ✔ Increased yield thanks to optimized lateral distribution
- ✔ Operational safety via the automatic warning system

WindControl in practice

Key data and information

- Field size 173 ac (70 ha)
- Wind speeds of up to 17 mph (27 km/h)
- WindControl improves the lateral distribution across 70 % of the area*



INFORMATION ON THE FIELD TRIAL
www.amazone.net/windcontrol



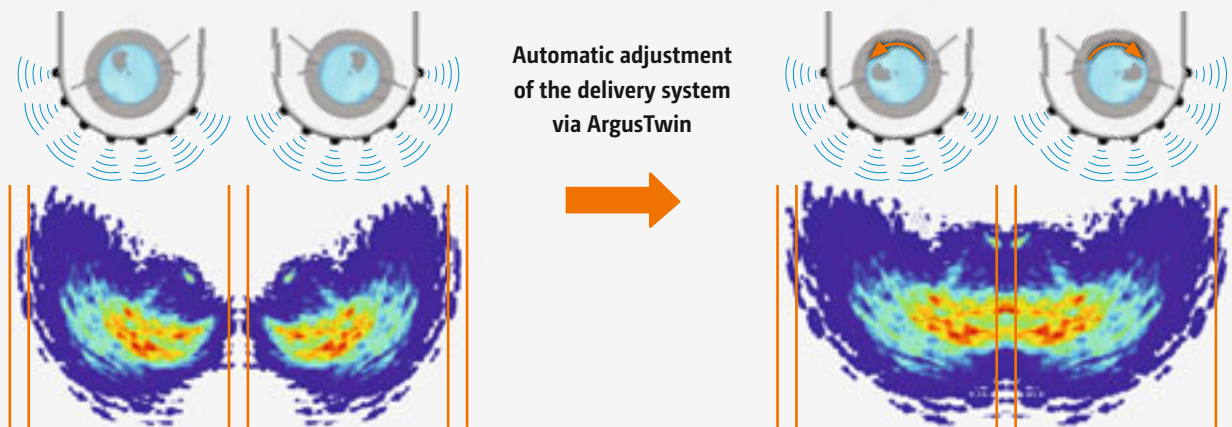
ArgusTwin

The spreader's eyes – it sees what you don't see!



Argus

❗ "ArgusTwin optimized lateral distribution within seconds."
("profi" – Test report Amazone ArgusTwin · 01/2016)



The problems in practice – poor lateral distribution, for instance, due to a change in fertilizer properties

Perfect lateral distribution enables uniform crops, even with varying fertilizer quality and properties

Automatic adjustment to the optimum lateral distribution

Constant online monitoring and readjustment of the delivery system allows the ArgusTwin system to maintain optimum lateral distribution of the fertilizer. This yields more effective fertilizer use and forms the basis for optimum crop management.

The Argus system, which checks the spread pattern and automatically regulates the lateral distribution, uses radar technology that is less affected by dust and pollution and thus provides reliable results in practice. ArgusTwin uses sensors mounted on both the sides of the spreader to constantly monitor the left- and right-hand spread patterns simultaneously and readjusts the electric delivery system independently on each side if necessary.

Automatic delivery system adjustment

The ISOBUS terminal is used to enter the application rate and any other settings pertinent to fertilizer spreading in the settings chart. For the Argus system, the spreading chart has been updated to include the throwing angle resulting in optimum lateral distribution. Utilizing this value, ArgusTwin

constantly checks whether the predetermined direction of throw for that fertilizer is in fact being maintained by the spreading discs.

When the actual throwing width deviates from the “desired” throwing width due to inconsistencies within the fertilizer, worn spreading vanes, slopes in the path of travel, or = starting and stopping procedures, the spreader autonomously adjusts the setting for the delivery system – and configures each side individually. The only precondition for its use is the electric delivery system adjustment.

The benefits

- ✔ Constant online monitoring of both spread patterns
- ✔ Maintains an optimum lateral distribution of the fertilizer even with:
 - variable fertilizer quality
 - environmental conditions, such as moisture and dew
 - Fertilizer coating on the spreading discs
- ✔ Automatic slope compensation of the spread pattern
- ✔ Position protected directly above the spreading discs




REACTION FROM END USERS!
Find out more

Optional equipment

Perfect down to the last detail



 Hydraulic parking jack

Safety Set – integrated standard More safety for both people and machine

As with all equipment from AMAZONE, the ZG-TS has a very high standard for base equipment to ensure the safety requirements are fulfilled correctly. The lighting system, with its state-of-the-art technology (LED lights), ensures safe road transport and is long-lasting and robust.

Work light setting – as bright as day at any time

With the optional work lights, important areas of the spreader can be sufficiently illuminated when operating at night. High-visibility LED spot lights illuminate the inside of the hopper for fill level monitoring and loading.

Hydraulic parking jack – quick hitching and unhitching

To enable the hitching and unhitching of the ZG-TS with as much ease and speed as possible, the ZG-TS trailed spreaders feature a hydraulic parking jack standard.

To maintain the high ground clearance, the stand practically disappears entirely into the frame when folded away.


Additional work lights are installed to aid in the checking of the agitators and changes to the spread pattern. Work lights are also attached to the sides to illuminate the spread pattern at nighttime and can be used at the same time to assist in filling.



Work lights inside the hopper



Illuminated spreading disc at night



- ❗ “Two transport boxes offer sufficient storage space”
 (“profi” – Test report ZG-TS 01 ProfisPro · 06/2018)

The transport boxes – practical and spacious

For example, the EasyCheck mobile test kit can be stored on-board so it is perfectly integrated and well within reach. The very large storage compartments can transport additional spreading vane sets and other tools.

The roll-over hopper cover – comfortable and reliable

Also the hydraulically controlled roll-over hopper cover is especially convenient. It can be unrolled and retracted easily and safely from the tractor cab. Thanks to the clever tensioning mechanism, the cover rolls firmly and tightly against the hopper so no water, dirt or fertilizer can collect there. The cover, when firmly rolled away, also ensures that almost the entire hopper opening can be used without a troublesome rod or a loosely hanging cover getting in the way.



- ✔ Hydraulically actuated roll-over hopper cover



- ✔ Hand wash tank – for better cleanliness in the tractor cab

Hand wash tank

A hand wash tank is integrated as standard equipment into the left-hand side of the machine so, even after stopping, you can wash your hands before continuing to work.

Camera system for ZG-TS – safety first!

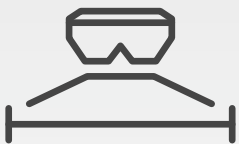
The optional camera system mainly serves for safety when maneuvering. The high resolution, antiglare monitor is backlit and can display two cameras simultaneously. It can also be coupled to an ISOBUS terminal with an analog video input.



- ✔ The picture from the camera can also be displayed alternatively on AmaTron 4 using the analog video input.

ZG-TS Truck

Precision combined with the advantages of the carrier vehicle



50 ft – 177 ft (15 m – 54 m)



265 cu ft and 353 cu ft
(7,500 l and 10,000 l)



128 part-width sections



Fertilizer, pelleted materials,
seeds, slug pellets



✔ ZG-TS Truck at work



✔ ZG-TS Truck at work

More efficiency and flexibility


The ZG-TS Truck mounted spreader is the ideal solution for contractors and farms that need to travel long distances between the field and yard quickly. In addition, the spreaders can be used on a carrier vehicle with larger ground clearances and track widths, increasing the range of application. The work rates can also be considerably increased with a self-propelled machine. Since the ZG-TS Truck is also supplied as a mounted spreader with the intelligent ProfisPro, WindControl and ArgusTwin systems, it sets new standards in the self-propelled machine segment as far as precision is concerned.

Advantages of the ZG-TS Truck

- ✔ Better maneuverability in the yard and in the field
- ✔ More efficiency on the road, thanks to higher transport speeds
- ✔ Benefits of the carrying vehicle include larger ground clearance and track widths
- ✔ Optimum center of gravity by emptying from back to front



PRODUCT FILM
Find out more



- ✔ Optimized weight distribution achieved through forward tipping of the hopper.

MEMBER OF



ISOBUS as the basis for intelligent communication

One language, many benefits!

Each ISOBUS-enabled machine from AMAZONE comes with the latest technology and almost unlimited possibilities. It does not matter if you use an operator terminal by AMAZONE or an ISOBUS terminal installed directly in your tractor. ISOBUS is an internationally recognized standard for communication between the operator terminal, tractors and connected implements on the one hand and Farm Management Information Systems on the other.

Operation via a wide-range of ISOBUS terminals

This means that ISOBUS enables you to take control of all your ISOBUS-compatible equipment. Just connect the machine to the relevant ISOBUS terminal and the normal operator interface will be displayed on the monitor in your tractor cab.

Benefits of ISOBUS at a glance:

- ✔ This global standard provides a uniform interface and data exchange formats that ensure compatibility even with third party manufacturers
- ✔ Plug and Play between machine, tractor and additional ISOBUS implements





Perfectly developed machine operation from AMAZONE

AMAZONE machinery and operator terminals offer a range of functions that are very easy and safe to operate:

- ✔ Highest compatibility and function flexibility of your ISOBUS equipment
- ✔ No additional modules on the implement. All ISOBUS machines from AMAZONE come equipped with the necessary ISOBUS functions as standard
- ✔ Practice-oriented machine software and logical menu structure
- ✔ MiniView display with all AMAZONE terminals and additional ISOBUS terminals. See, for instance, the machine data in the map view
- ✔ Possibility of operating the machine via the tractor terminal or a twin terminal solution
- ✔ Flexible assignment of the map and machine view between the tractor terminal and the operator terminal
- ✔ Unique operating concept. Freely configurable displays and individual user interfaces for each driver
- ✔ Functions such as HeadlandControl and parabolic part-width section control
- ✔ Integrated TaskController data logger function




Clearly structured AMAZONE machine operation

Advantages of the AMAZONE machine software:

- ✔ User-oriented and intuitive
- ✔ Tailored to the machine
- ✔ Function scope above and beyond the ISOBUS standard

Automatic GPS Switch part-area shutoff with Section Control



✔ With Dynamic Spread, individual outlying part width sections can also be controlled.

More precision, more efficiency!

In view of the very large working widths used now, it is important to match the spread patterns. Electric delivery system adjustment on the TS spreading system enables it to react precisely and sensitively in these cases.

Even outer part width sections can be easily controlled this way. Individual speed adjustment of the left- and right-hand side discs makes it possible to reduce the spreading width from the far outside to the center, so that optimal spreading

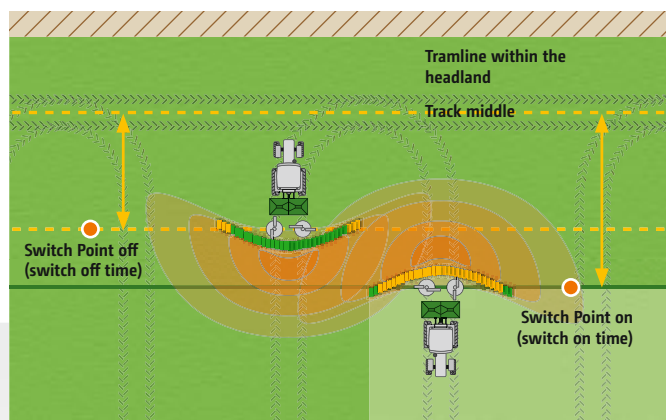
is achieved on wedges with a long and shallow profile and short work areas. This means part width section control. At the simplest level of specification, 8 part width sections can be easily actuated manually (via the operator terminal). Part width section control of up to a maximum of 128 part width sections is possible with a relevant Section Control license on the terminal.

Functions of an ISOBUS fertilizer spreader	ZG-TS Electronic delivery system adjustment
Spread rate regulation	✓
Setting the delivery system	✓
Matching the spreading disc speed	✓
Number of part width sections • Manual mode via key pressure • Automatic mode via Section Control/GPS Switch	8 in manual mode up to 128 in automatic mode
Possible working widths	50–177 ft. (15–54 m)

If the operating terminal has Section Control capabilities, such as GPS-Switch part width section control from AMAZONE, the part width sections are automatically activated based on GPS position. Once a field has been configured, the driver can concentrate fully on operating the vehicle in automatic mode, since the part-width sections are switched automatically in wedge shaped fields and on headlands.

Benefits of automatic part width section control:

- ✓ Operator stress relief
 - ✓ Increase in precision, especially at night or at higher speeds
 - ✓ Fewer overlaps and gaps
 - ✓ Saving on input costs
 - ✓ Less crop damage and less environmental pollution
- ❗ “With Section Control, the ISOBUS terminal takes a lot of pressure off the operator.”
 (“dlz agrar magazine” – test report ZA-TS fertilizer spreader · 02/2017)



- ✓ When using GPS-Switch, SwitchPoint can be used to re-adjust the on/off switching points depending on the type of fertilizer and the working width.

GPS-Switch

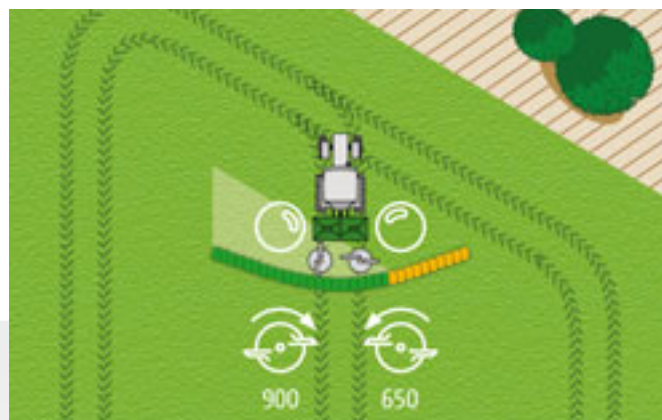
The AMAZONE GPS-Switch offers GPS-based, fully automatic, part-width section control for all AMAZONE operator terminals and ISOBUS-compatible fertilizer spreaders, crop protection sprayers and seed drills.

GPS-Switch basic

- ✓ Automatic part-width section control for up to 16 part-width sections
- ✓ Creation of a virtual headland
- ✓ Parabolic part-width section control in the form of the spread pattern
- ✓ Optional with AmaTron 4

GPS-Switch pro (as an add-on to GPS-Switch basic)

- ✓ Automatic part-width section control for spreaders with hydraulic spreading disc drive
- ✓ Obstacle marking (e.g. water holes, pylons)
- ✓ Auto-zoom when approaching the headland



- ✓ Optimum part-width section control with adjustment of the delivery system, adaptation of the spreading disc speed (Hydro) and spread rate regulation.

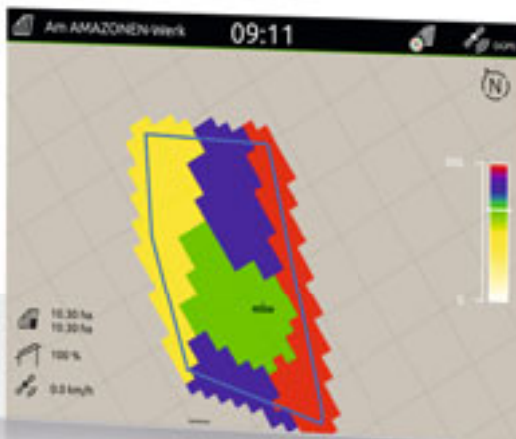
Workday made easy –

Make the most of what you have!

GPS Maps&Doc

All standard ISOBUS terminals from AMAZONE can collect and save machine and site-specific data using Task Controller. Allows for part-area, site-specific operation on the basis of application maps in either Shape file or ISO-XML formats.

- ✔ Easy creation, loading, and processing of jobs
- ✔ Start a new task straight away and decide later whether or not to save the data
- ✔ Import and export jobs in ISO-XML format
- ✔ Job summary via PDF export
- ✔ Intuitive system for processing application maps in either Shape file format or ISO-XML format
- ✔ Automatic part-area, site specific regulation of the application rate
- ✔ Indication of inactive field boundaries and automatic field detection when approaching the area
- ✔ Optimal crop management thanks to needs-based application
- ✔ Optional with AmaTron 4



Application map display in AmaTron 4

GPS Track

GPS Track parallel guidance greatly helps with orientation in the field, especially on grasslands or in areas without tramlines.

- ✔ With a virtual light bar in the status bar
- ✔ Automatic tramline control via GPS for seed drills
- ✔ Various track modes such as A-B lines or contour following
- ✔ Optional with AmaTron 4

AmaCam

Software license to display a camera image on AmaTron 4.

- ✔ Automatic display of the camera image on AmaTron 4 when reversing
- ✔ Optional with AmaTron 4



Display of the camera image on AmaTron 4

AmaTron 4

Manager 4 all



AmaPilot⁺ – Everything in the palm of your hand!

Thanks to the AUX-N feature, you can operate multiple functions of the machine via AmaPilot⁺ or any other ISOBUS multifunction joysticks.

Benefits of AmaPilot⁺:

- ✔ Nearly every function is controlled directly via the 3 levels
- ✔ Adjustable palm rest
- ✔ Freely programmable, individual key layout

AmaTron 4 ISOBUS terminal

Full functionality



The AmaTron 4 ISOBUS operator terminal, developed in-house by AMAZONE, enables convenient tablet-style, touch-screen control of any ISOBUS-enabled agricultural machine. AmaTron 4 makes all ISOBUS functionality possible - with added convenience, user-friendliness and overviews. And yet: it performs even better in combination with AMAZONE agricultural machinery and guarantees full functionality when it comes to precision farming.



ROBUSTNESS

STURDY!

- ✔ Low-reflection, 8" display with waterproof and dustproof aluminium housing
- ✔ Rear-mounted hand rest for a secure grip



RELIABILITY

WELL THOUGHT THROUGH!

- ✔ Practical and clear menu navigation for simple and intuitive use
- ✔ Actuation via touch screen or soft keys
- ✔ Simple documentation and job management: work first - then save the data
- ✔ Optional software licences for maximising every opportunity in precision agriculture



COMFORT

COMFORT!

- ✔ App carousel for quick and easy navigation at the swipe of a finger
- ✔ Freely configurable status bar - the most important parameters available at a glance, all of the time
- ✔ The practical quick-start menu allows quick and easy import and export of job data

Extended functionality via licences	Function in AmaTron 4
GPS-Maps&Doc	<ul style="list-style-type: none"> • Inactive field boundaries and automatic field detection • Documentation via ISOBUS Task Controller or PDF export • Application maps in ISO-XML format and Shape file format • Online data exchange via the AmaTron Share App
GPS-Switch basic	<ul style="list-style-type: none"> • Section Control with up to 16 part-width sections • Virtual headland • Automatic boom lowering • HeadlandControl and parabolic switching
GPS-Switch pro	<ul style="list-style-type: none"> • Section Control with up to 128 part-width sections and for up to 2 independent, ISOBUS-enabled machines • Auto-zoom, obstacle marking • MultiBoom - Section Control for up to 4 different materials • Spot spraying
GPS-Track	<ul style="list-style-type: none"> • Optical parallel guidance aid • Various different track modes • ISOBUS Level 1 tramline control
AmaCam	<ul style="list-style-type: none"> • Camera display with reversing aid facility
AmaTron Twin	<ul style="list-style-type: none"> • Display extension using the AmaTron Twin App
GPS-ScenarioControl	<ul style="list-style-type: none"> • AmaTron Twin licence extension, for cross-machine route display and automation of complex switching processes when fertilising

More comfortable machine operation



AmaTron Twin App – extended display for user-friendly operation

The AmaTron Twin App offers the driver even more comfort during work, as any GPS functions in the map view can also be operated via a tablet in parallel with the machine operation on the AmaTron 4.

Advantages of the AmaTron Twin display enhancement:

- ✔ Use of an existing mobile device
- ✔ Greater clarity – every application always in view
- ✔ Comfortable control of the GPS functions in the map view, in parallel, via the mobile device
- ✔ Clear, authentic representation of the working machine and its part-width sections



The AmaTron Twin App

❗ “Operation and monitoring works perfectly with AmaTron 4 and an iPad.”

(profi - “Big, bigger, ZA-TS” - 12/2024)

AmaTron Share App for digital data transfer. Try it now!

The AmaTron Share App, which is connected to the AmaTron 4 via a Wi-Fi hotspot, allows all data to be conveniently imported and exported online. For example, the App enables application maps to be easily sent from the office to the AmaTron 4 for completion. Job data can also be sent to customers or back to the office as PDF documentation via the cloud, email or using a messenger service, such as WhatsApp, after job has been completed. This is user-friendly data management!



The AmaTron Share App



ISO BUS



ZG-TS 7501

Exclusive!

GPS ScenarioControl

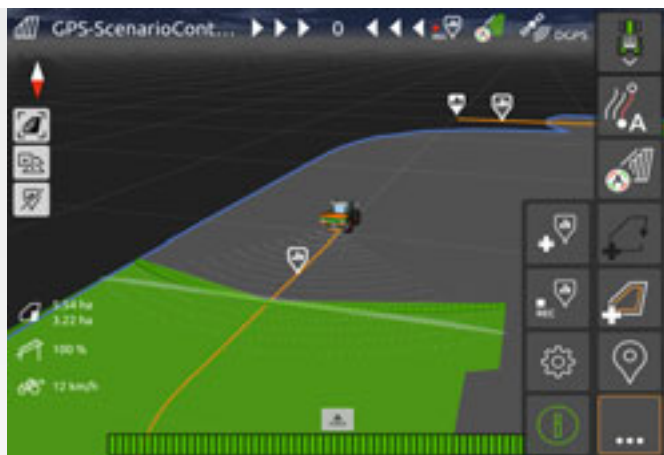
Terminal software for the automation of complex switching processes



GPS ScenarioControl can be used in conjunction with the AmaTron 4 ISOBUS operator terminal and the AmaTron Twin App.

- ❗ "GPS-ScenarioControl from AMAZONE helps to prevent errors when selecting the border spreading mode and any unnecessary wheel tracks."

("profi" – Practice test "Pushing boundaries with the App" · 01/2022)



GPS ScenarioControl view on the AmaTron Twin App

Support for needs-based fertilization

When applying fertilizer, operators have to juggle several tasks. They first need to ensure optimal lateral distribution of the material to be spread, while maintaining the desired application rate of the fertilizer. Secondly, they must ensure that the most appropriate border spreading mode is used alongside ditches, footpaths or field boundaries to guarantee legally compliant and precise fertilization. This can lead to operator errors, especially when changing drivers, because the right border spreading procedure is not activated or deactivated in the right place. Lack of operator knowledge can also lead to non-compliance when applying fertilizer.

Record and store the right driving strategy

When crossing the field for the first time with the fertilizer spreader, all the switching points, the driving route and driving direction can be plotted automatically by an experienced operator using GPS ScenarioControl, by simply pressing the record button. The switching points are clearly marked on the map and the driving direction is displayed by arrows. The GPS ScenarioControl is integrated in the AmaTron 4 ISOBUS operator terminal and can be viewed and operated via the AmaTron Twin display extension.

! "As a result, the tool provides farm managers with the assurance that their drivers apply the fertilizer within the law beside ditches and paths and elsewhere to optimize their yield. This is particularly interesting when the drivers change frequently or when the boss wants to entrust fertilizing to trainees, for instance."

("profi" – Practice test "Pushing boundaries with the App" · 01/2022)



Field with complete route planning and saved, geo-referenced scenarios

Automation of complex switching processes and reduced operator workload

In the following application, the operator only needs to activate the previously plotted scenario and the fertilizer spreader will automatically perform the saved switching processes. GPS ScenarioControl enables the precise, resource-efficient use of fertilizer, since the various spreading procedures are performed in exactly the right places.

This ensures that any subsequent applications by other operators are legally compliant. In addition, operators can use the pre-plotted, optimized field route as a guide.

The benefits at a glance:

- ✔ Always the same switching processes with different fertilizer applications
 - Prevention of operator errors
 - Legally compliant and resource-efficient fertilizer application guaranteed
 - Correct application in poor visibility, e.g. darkness or fog
- ✔ No flattening of crops because routes in the field are always optimized
 - Supports inexperienced operators

Spreader Application Center

Exemplary – for more than 25 years

The settings are crucial!

AMAZONE is providing even better customer service with the Spreader Application Center. In addition to the already well-established fertilizer laboratory and spreading hall, the Spreader Application Center now also includes areas called "Test and Training," "Data Management" and the associated "Knowledge Transfer."

The two last areas have benefited from restructuring in order to meet the needs arising from the increased globalization and digitalization of agriculture. The aim of the Spreader Application Center is to offer the customer even better fertilizer application service.



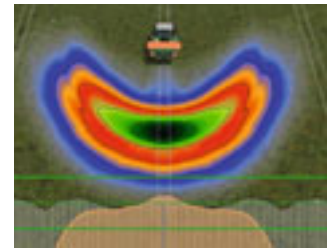
Fertilizer laboratory



Spreading hall



Testing and Training



Data management and knowledge transfer

Only when properly spread can your fertilizer be worth its weight in gold

The AMAZONE FertilizerService closely cooperates with well-known manufacturers of spreading material – worldwide – to provide you with the best setting values as quickly as possible. AMAZONE is the name for precise spreading charts, worldwide.

FertilizerService – You can contact us at:

The FertilizerService works across borders, and not just geographically. This is because regardless of whether your fertilizer spreader is 1 or 100 years old, we will always be by your side with competent and reliable assistance.

Internet: www.amazone.net
 E-mail: duengenservice@amazone.de
 Telephone: +49 (0)5405 501-111
 WhatsApp: +49 (0)175-488 9573



Modern fertilizer spreader testing hall

AMAZONE fertilizer spreaders can be set up optimally with the free mySpreader App:



mySpreader app

The all-in-one package for perfect spreader adjustment



EasyCheck is an integral part of the mySpreader App

FertilizerService, EasyCheck & EasyMix

The mySpreader App bundles all the App functions for AMAZONE fertilizer spreaders into one App. The intuitive operation and convenient adjustment of the fertilizer spreader lies at the heart of the all-in-one concept.

FertilizerService

The FertilizerService App conveniently generates precise adjustment recommendations directly in the field, depending on the model of spreader, working width, fertilizer type and application rate. Thanks to the many samples sent in annually by farmers, fertilizer suppliers and fertilizer manufacturers, the App is constantly kept up-to-date so the end user has access to current information at the start of every season. A special feature of the mySpreader App: the operator can search for fertilizers by entering the fertilizer name, the chemical composition, the granule size or bulk density, for example.

EasyCheck

The second element of the mySpreader App is the digital and mobile EasyCheck test kit. In this test kit, rubber mats are simply placed in the field at defined intervals, spread over and then photographed.

EasyCheck then calculates the degree of coverage of each mat. Based on these values, the App confirms settings or suggests improved settings for the lateral distribution of that fertilizer through the AMAZONE spreader, allowing the operator to rapidly optimize the accuracy of their crop care.

EasyMix

The mySpreader App is rounded off by the EasyMix App, which works out setting recommendations for blended fertilizers. Different fertilizers are often mixed together to save on the number of applications and reduce operating costs. This is usually a nutrient-based fertilizer application. However, if the constituents in the blend have different physical properties, precise placement becomes increasingly difficult, especially at increasing working widths. EasyMix determines the best possible compromise between different constituents and suggests the optimal setting values for the ZA-TS and ZG-TS spreaders.

All the settings for the spreader can be transferred from the mySpreader App to the AMAZONE fertilizer spreader via a Bluetooth adapter. This saves time, prevents setting errors and is much more convenient.



Technical data



ZG-TS trailed spreaders

Model	ZG-TS 7501 ProfisPro	ZG-TS 10001 ProfisPro
Working width (ft (m))	50–177 (15–54)	
Hopper capacity (cu ft (l))	265 (7,500)	353 (10,000)
Permissible total weight (lb (kg))	27,500 (12,500)	27,500 (12,500)
Max. payload (lb (kg))	19,000 (8,650)	18,700 (8,500)
Filling height (in (m)) + static tire radius	67.3 (1.71)	78 (1.98)
Filling width (in (m))	161 (4.09)	
Filling depth (in (m))	76.4 (1.94)	
Overall length (in (m))	289 (7.33)	
Total width (in (m)), (depending on the tires)	97.6–114 (2.48–2.90)	
Total height (in (m)), (depending on the tires)	106–119 (2.68–3.03)	116–129 (2.95–3.30)
Spreading disc drive options	Hydro drive with oil supply exclusively from the tractor oil requirement with steering axle max. 34 gal/min (130 l/min) Oil requirement without steering axle max. 28 gal/min (105 l/min) Hybrid drive with combined oil supply Oil requirement with steering axle max. 22 gal/min (85 l/min) Oil requirement without steering axle max. 16 gal/min (60 l/min)	
Weighing system	ProfisPro incl. FlowControl torque measuring system	
Min. weight (lb (kg)) (without optional equipment)	8,500 (3,850)	8,800 (4,000)

Illustrations, content and technical data are not binding! There may be deviation in technical data depending on the equipment involved. The illustrations may deviate from the requirements for local road traffic regulations.





AMAZONE



AMAZONE INC. · 6 2e Rang · Warwick, QC J0A 1M0 · Canada

Phone: +1 (819) 818 8806 · e-mail: accounts@amazone.net · www.amazone.ca · www.amazone.us

AMAZONEN-WERKE H. DREYER SE & Co. KG · P. O. Box 51 · 49202 Hasbergen-Gaste/Germany

Phone: +49 (0)5405 501-0 · Fax: +49 (0)5405 501-193

MI9755
(en_US, en_CA) 04.25

Printed in Germany

www.amazone.net

e-mail: amazone@amazone.net