



MASSEY FERGUSON

HESSTON



WR SERIES

SELF-PROPELLED WINDROWERS

THE SMARTER, MORE POWERFUL
WAY TO BETTER HAY

A man wearing a white and grey plaid shirt, a white baseball cap, and sunglasses is shown in profile, holding a large bundle of green plants. He is standing in a field. In the background, a red tractor is visible. The scene is lit with warm, golden light, suggesting sunset or sunrise. The image is framed by large red triangular shapes in the top corners.

WR SERIES

SPEED. COMFORT. EFFICIENCY.
THAT'S HESSTON.

THE WR SERIES FROM HESSTON BY MASSEY FERGUSON BRINGS THE POWER TO HANDLE ALL CROP CONDITIONS, A COMFORTABLE CAB AND THE HYDRAULIC CAPACITY YOU NEED FOR INCREASED PRODUCTIVITY.



6 ENGINE



- Cab Design 4
- Engine 6
- Technology 8
- Datatronic 5 10
- Headers 12
- Triple Windrow Attachment 16
- Parts & Service 17
- Technical Specifications..... 18

SEE MORE. DO MORE. IN COMPLETE COMFORT.

The Vision™ Cab from Hesston provides superior visibility. Compared to other cabs, it's more spacious, too, with ergonomically inspired comfort enhancements. From foot pegs and lighting to a large, comfortable operator's seat and industry-leading cab suspension, it's all standard with Hesston.

We designed the entire cab to surround you in the ultimate comfort so you can work longer and harder, with less fatigue.

CAB SPECIFICATIONS

130 ft.³ of interior cab volume

77 ft.² of glass area

33 ft.² of glass on the curved windshield

LIGHTING PACKAGE

features eight front-mounted and two rear-mounted lights, providing operators with greater visibility in low-light conditions. LED lights are also optional for even more visibility.

ELECTRICALLY ADJUSTABLE MIRRORS

allow the operator to adjust the mirrors from the seat instead of having to adjust them from outside the cab.

ERGONOMIC AIR RIDE SEAT

offers operators a robust seat with smooth ride, adjustable lumbar and back tilt for optimal comfort.

FOOT PEGS

increase operator comfort when spending extended amounts of time in the cab.

ADJUSTABLE SUN SHADE

improves visibility when the sun is low in the sky.





LARGE, CURVED WINDSHIELD

for enhanced visibility, providing the operator with a better view of the header and the field.

POWERFUL AIR CONDITIONING SYSTEM

for more comfort during warm weather conditions.

FRONT WINDSHIELD WIPER

is standard equipment, with a wash function to allow operators to work in adverse conditions.

TINTED REAR GLASS

increases comfort throughout the day and increases monitor visibility.

LARGER INSTRUCTOR'S SEAT

provides a more comfortable ride for the instructor, as well as a large storage compartment beneath the seat.

STEP PLATFORM AND HANDRAILS

on the outside of the cab to make it easier to step onto the header.

CAB STYLING

including roof and outside trim for an updated sleek and stylish look.

STANDARD OPTIRIDE™ CAB SUSPENSION SYSTEM

consisting of four-post adjustable coil-over shocks to dampen vibrations and reduce operator fatigue.

MULTIPLE STANDARD DC CONNECTOR AND USB CHARGING PORTS

for charging devices to keep you connected.

OPTIONAL OPTIAIR™ AIR RIDE SYSTEM

utilizes four-post self-leveling air bags with an onboard engine driven air compressor to provide the ultimate in cab comfort.

BLUETOOTH-CAPABLE CAB

makes the operator's day easier by providing connectivity for Bluetooth®-capable devices.


AUTOMATIC CLIMATE CONTROL

is included on all WR Series machines.

POWER. VERSATILITY. PERFORMANCE.

The full fleet of the WR Series windrowers are powered by the AGCO Power 7.4 liter, six-cylinder engine, ranging from 205-265 horsepower. Each model features a large tandem hydraulic header drive pump for increased hydraulic capacity and control. The available power and capacity across the range gives operators the versatility to run disc and draper headers. Each model features a large tandem hydraulic header drive pump for increased hydraulic capacity and control. The available power and capacity across the range gives operators the versatility to run disc and draper headers.





AGCO POWER ENGINES can deliver more than 265 HP at 2100 rpm, giving you the torque and horsepower you need to keep going, even in tough field conditions.

FUEL EFFICIENCY enables you to power through tough crops with minimal fuel usage. Lower engine rpm, precision fuel metering, common rail fuel injection and advanced SCR emission technology are a few of the innovative engine technologies that provide consistently lower total fluid consumption — for both diesel and DEF.

HIGH PERFORMANCE

The V-Cool™ system offers great cooling and fuel efficiency along with auto-reversing air direction for maintenance-free self-cleaning.

Large AC evaporator offers enough AC cooling capacity for the hottest of days.

The engine compartment features the familiar cool side/hot side design with ground-level access for service points to simplify machine service.

Model	WR205	WR235	WR265
Engine	AGCO Power 7.4 L		
Rated HP (kW)	205 (153)	235 (175)	265 (198)
Max HP (kW)	218 (163)	250 (186)	282 (211)
Headers	Disc (13 ft., 16 ft.), draper		

See complete specs on page 18.



PRECISION THAT HELPS YOU SOAR.

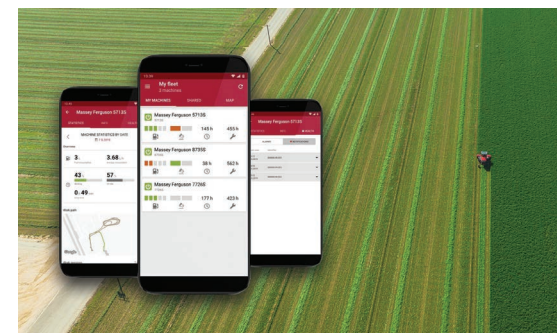
The iron is built to impress, but the technology will make quick work of long days. The newest factory-fit guidance, a dual display option and real-time telemetry bring the WR Series windrower to the forefront of precision farming.



MF Guide is Massey Ferguson's complete guidance system for hands-free steering, now available factory fit on WR windrowers. MF Guide helps you eliminate skips and overlaps while letting you focus on the quality of your windrow instead of driving. A choice of two different receiver systems is available — NovAtel and Trimble — while a selection of signal-correction services offers the exact level of accuracy you need.



The new WR Series comes with the option of dual **Datatronic 5** displays for all machine and guidance functions at your fingertips.

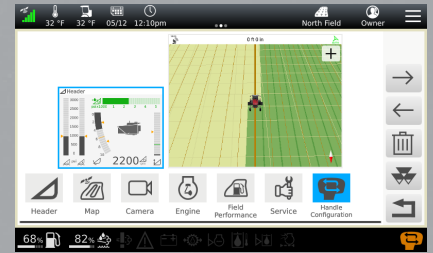
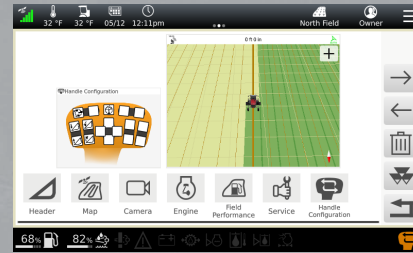


With **MF Connect**, you can see the status of your whole fleet, wherever you are. Real-time insights help you optimize work efficiency and minimize downtime. WR Series windrowers come with five years of connectivity standard.



TECHNOLOGY SO SMART IT PRACTICALLY WINDROWS FOR YOU.

Get real-time and intuitive insights on your harvest.
The Datatronic 5 9-inch color touch screen with soft keys ensures you're always in control.



ELECTRONIC HEADER SPEED CONTROL Smart machine management adjusts hydraulic flow to the header when cutting high-yielding areas or navigating steep terrain, ensuring consistent header rpm for even cutting and conditioning.

AUTOMATIC LOAD CONTROL If automatic load control is activated, the windrower will adjust ground speed based on engine load and header drive pressure to maintain maximum torque and efficient fuel usage. This means less operator intervention, simplifying operation and reducing fatigue.

ROTARY HEADER SPEED COMPENSATION When engaged, the rotary header speed compensation system will increase the rotary header knife speed as ground speed increases. This makes sure the ideal amount of crop cut per blade rotation is maintained for a consistently excellent cut quality.

OPTICRUISE™ SPEED CONTROL This function allows for more precise speed control when operating in rough conditions. Two buttons on the back of the FNR handle allow you to increase and decrease speed smoothly without having to move the control handle.

The onboard terminal lets you control and view all the windrower's main functions, including: ▶

- Header speed
- L/R header flotation/tilt/height
- Header load monitor
- One touch down/one touch up
- Return to cut height
- Return to tilt
- In-cab hydraulic roll tension
- Header drop rate
- Engagement of automatic functions
- FNR handle configurations
- Steering system adjustments
- MF Guide
- Data collection (fuel usage, acres, hours, etc.)
- Troubleshooting and diagnostics

Proprietary software available on WR Series self-propelled windrowers allows a variety of components to communicate electronically and execute many of its functions automatically. These components include: ▶

- Automatic electronic header speed control
- Automatic load control
- Constant conditioner roll tension pressure
- Electro-hydraulic steering
- Auto-steering
- V-Cool fan speed and reversal
- Automatic reel speed
- Automatic header float
- Automatic Swathboard Control

HEADERS THAT **MAKE THE CUT.**

The WR Series brings capable headers — the 9300 Series rotary headers and 5400 Series draper headers. These offer the capacity, functionality and control you expect plus high productivity and a superior cut and windrow formation.

ROBUST BELT DRIVES

Self-adjusting spring-tensioned belt drives with an easy-access cover allow for easier maintenance.





CONSISTENT CROP FLOW


Stub augers in the crop flow path provide smooth and easy feeding, improving windrow formation and increasing dry down.

EFFECTIVE CONDITIONING

Dependable hydraulic tensioned steel-on-steel herringbone conditioner rolls provide superb conditioning to crop stems while minimizing leaf bruising and loss.

PERFECTED FEEDING

Superior cage design enhances feeding from outer discs to conditioners.



DUAL DRIVE HYDRAULIC MOTORS

Provide balanced power to the cutterbar and conditioner drives on both sides.


QUICK ROLL GAP CHANGE

Shims easily allow 1/8-inch adjustments to be made without changing stop nut location.

MINIMIZED SERVICE POINTS

Improved bearings and greaseless composite bushings.

**ELECTRONIC REEL
FORE/AFT.**



**HEAVY DUTY
REEL GEARBOX**

**ONE PIECE REEL WITH
FLIP OVER TINES**

**ADJUSTABLE REEL
CAM TRACK**

SHIFTABLE DECKS

**OPTIONAL DUAL
DRIVE DRAPER BELTS**



**AGCO OR SCH
SICKLE OPTION**

LARGE SWATH OPENING

9300 SERIES DISC HEADER MODELS	9313 S	9313 D	9316 S	9316 D
Header width ft. (m)	13 (4)		16 (4.9)	
Conditioners	2	4	2	4
Number of Discs	8		10	

DYNA SWATH DRAPER HEADER MODEL	MF5400-20	MF5400-25	MF5400-30	MF5400-35	MF5400-40
Cutting width ft. (m)	19'9" (6.0)	24'9" (7.5)	29'9" (9.1)	34'9" (10.6)	39'9" (12.1)
Delivery style	Center	Center or end			

FEATURES	DISC	DRAPER
IN-CAB HYDRAULIC ROLL TENSION ADJUSTMENT — offers more consistent crimp and is much easier to set and adjust.	●	-
EASY UNPLUGGING — IN THE EVENT OF A PLUG — hydraulic roll pressure will dump automatically when header is reversed. Upon starting the header, pressure will resume to preset levels.	●	-
AUTOMATIC REEL SPEED — the speed of the reel will adjust to match changes in ground speed without the operator having to make adjustments.	-	●
QUICK-ATTACH TOP LINK RECEIVER — on all headers provides easier attaching and detaching.	●	●
LARGE TANDEM HYDRAULIC DRIVE PUMP — handles additional power from the engine and delivers more hydraulic flow to the header for increased throughput and functionality.	●	●
HERRINGBONE PATTERNED STEEL-ON-STEEL CONDITIONER ROLLS — allow positive feeding and crimp instead of crush for better leaf preservation, faster dry down and higher quality hay.	●	-
TWINMAX™ DOUBLE SET OF CONDITIONER ROLLS — reduces dry-down time by up to 20%, minimizing respiration losses, leading to higher quality hay.	●	-
ADVANCED HEADER FLOTATION — allows the header to respond better to uneven terrain, providing a superior cut. New hydraulic system allows for faster response times and smoother adjustments.	●	●

- Not available
- Standard specification

TRIPLE WINDROW ATTACHMENT

Reduce equipment wear and tear and eliminate passes across the field, minimizing compaction, crop damage and loss with the triple windrow attachment, available exclusively for Hesston by Massey Ferguson® windrowers. You'll save time when baling or forage harvesting and gain the flexibility to meet your needs in various crop conditions by combining windrows at the time of cutting, eliminating the need for additional merger or rake operations.

UNIFORM

Provides an even, consistent windrow.

EFFICIENT

Eliminate the need for additional passes.

COMPACT

Folds out of the way and locks when not in use.

ACCURATE

Adjustable angle control provides precise crop placement.



PARTS & SERVICE

IT'S ALL ABOUT A LIFETIME OF SUPPORT.

Buying, owning and maintaining equipment can be complex. That's why ensuring you have support and peace of mind is always an important consideration. With Massey Ferguson, you can count on personalized, responsive support from our network of dealers. Plus, there's no cutoff time for parts and service, meaning we're available to you throughout the lifetime of your machine.

There's a pride and responsibility built into every piece of equipment we sell, and we make it our mission to keep your machine running smoothly, every single time you turn the key.

Ask your dealer about AGCO Protection, an extended warranty program that prolongs your coverage and safeguards against the cost of sudden breakdowns.

AGCO replacement parts are made to the same high standards as those used on the assembly line, so your AGCO® equipment will stay running like new. Talk to your dealer or shop at parts.agcocorp.com to find the genuine AGCO Parts you need.

Focus on your operation, not on scheduling maintenance. With AGCO GenuineCare plans, your service intervals are predetermined. You'll avoid downtime and be able to better plan your costs thanks to transparent pricing, bundles and discounts.



TECHNICAL SPECIFICATIONS

MODEL	WR205	WR235	WR265
Dimensions and Weight			
Length overall without header	in. (mm)	199.7 (5,074)	
Wheelbase	in. (mm)	137 (3,482)	
Height — top of cab (23.1-26 turf tires)	in. (mm)	137.8 (3,501)	
Tread width drive tires	in. (mm)	130.7 (3,320)	
Tread width tail wheels min.	in. (mm)	84-129 in 9" increments (2,135-3,277)	
Weight (approximate) without header	lbs. (kg)	11,420 (5,180)	
Speed (approximate)			
Field range	mph (km/h)	0-17.5 (0-28)	
Road range	mph (km/h)	0-22 (0-35)	
Road range with RearSteer (Opt.)	mph (km/h)	0-24.5 (0-39)	
Engine			
Model	AGCO Power 7.4 L		
Rated horsepower	HP (kW)	205 (153)	235 (175)
Boost horsepower	HP (kW)	218 (163)	250 (186)
Displacement	in. ³ (L)	452 (7.4)	
Fuel tank capacity	U.S. gal. (L)	150 (568)	
DEF tank capacity	U.S. gal. (L)	14.25 (54)	
Ground Drive System			
Type	Double planetary gear reduction		
Tandem pump	Danfoss H1 Axial Piston Pump		
Motors	Infinitely variable displacement		
Flotation System			
Type	Hydraulic with independent left/right in-cab adjustable computer control		
Tires			
Drive wheels	23.1-26 bias turf (R3), 23.1-26 radial turf (R3), 620/75R26 radial bar (R1)		
Tail wheels	16.5 L-16.1, 10-ply implement rib		
Triple Windrow Attachment			
Belt Speed	mph (kph)	0-26 (0-43)	
Belt Width	in. (mm)	43 (1096)	
Conveyor Length	in. (mm)	128.3 (3260)	
Ground Clearance, Operating	in. (mm)	Adjustable, 4 (101) Reccomended	
Ground Clearance, Transport	in. (mm)	29 (737)	
Launch Angle Adjustment		0-8*	
Lift / Flotation		Hydraulic	
Belt Tension		Spring Adjusted	

DYNA SWATH DRAPER HEADER MODELS

	5400-20	5400-25	5400-30	5400-35	5400-40
Drive	Dual hydraulic				
Header angle	4°-18°				
Flotation	Hydraulic (on tractor)				
Draper opening in. (m)	78.5 (1.99)				
Dimensions and Weights					
Width, overall ft. (m)	21'5" (6.54)	26'5" (8.06)	31'5" (9.58)	36'5" (11.12)	41'5" (12.63)
Width, cutting ft. (m)	19'9" (5.80)	24'9" (7.32)	29'9" (8.84)	34'9" (10.36)	39'9" (11.89)
Weight, with reel lbs. (kg)	3,800 (1,720)	4,400 (2,000)	5,000 (2,270)	5,600 (2,540)	6,200 (2,810)
Delivery style	Center or side				
Sickle Specifications					
Speed, single sickle spm	-		1,300		-
Speed, double sickle spm	1,470				
Stroke in. (mm)	3.33 (84.6)				
Drive	In-line gearbox				
Guard spacing in. (mm)	3 (76)				

9300 SERIES DISC HEADER MODELS

	9313S	9313D	9316S	9316D
Dimensions and Weight				
Width of cut	13'1" (3.99m)		16' 2" (4.92m)	
Width, overall	13' 3" (4.04m)		16' 5" (4.97m)	
Weight lbs. (kg)	3875 (1757)	4915 (2229)	4780 (2168)	5070 (2230)
Header				
Header drive	Dual hydraulic motor			
Header flotation	Independent hydraulic, adjustable from cab			
Header tilt	0° - 10°			
Cutterbed				
Cutting height in. (mm)	.75-3 (19-76)			
Number of discs	8		10	
Number of knives	16		20	
Disc speed — max. rpm	2,500			
Tip speed — max. mph (km/h)	189 (304)			
Cutterbed design	Modular spur gears			
Knives	18° bottom bevel			
Knife circle diameter in. (mm)	24.5 (622)			
Hay Conditioner				
Type	Herringbone, steel-on-steel			
Conditioner rolls	2	4	2	4
Length in. (mm)	110 (2,794)			
Diameter in. (mm)	7.75 (197)			
Speed — max. rpm	1,290			
Min. windrow width in. (mm)	40 (1,016)			
Max. windrow width in. (mm)	96 (2,438)			
Roll tension adjustment	Hydraulic with accumulator			

*Specifications are manufacturer's estimates at time of publication and are subject to change without prior notification.

We proudly support:





**APPLY
ONLINE**
FOR FINANCING



APPLY NOW FOR PRE-APPROVAL*
www.masseyferguson.us



or scan the QR code to get started.



*Currently only available for individual applicants. Subject to credit review and approval and other terms and conditions. All financing is in AGCO Finance LLC's sole discretion. ©2026 AGCO Corporation. Massey Ferguson and AGCO Parts are worldwide brands of AGCO Corporation. Hesston is a brand of AGCO. AGCO, Massey Ferguson, AGCO Parts and Hesston are trademarks of AGCO.



MASSEY FERGUSON

HESSTON

HS26BRC001FC